

# COLOUR CHART

## 1 | STEEL AND METAL




1. STAINLESS STEEL



2. CHROME PLATED STEEL  
(CHROME III)



3. BLACK LACQUERED STEEL



4. GALVANIZED STEEL



5. ALUMINIUM

## 2A | PAINTED STEEL (FINE TEXTURED FINISH) GLOSS 7



1. WHITE  
RAL 9016



2. LIGHT GREY  
RAL 7037



3. BLACK  
RAL 9005



4. GREY  
RAL 7012



5. SILVER

## 2B | PAINTED STEEL (FINE TEXTURED FINISH) GLOSS 7



1. TOMATO RED  
RAL 3016



2. AUBERGINE  
RAL 8019



3. MIDNIGHT BLUE  
RAL 5011



4. DARK GREEN  
RAL 6012



5. TAUPE  
RAL 7013



6. SAND  
RAL 1019



7. CLAY  
RAL 7005




8. TERRACOTTA  
RAL 8002




9. ANTHRACITE  
RAL 7022


## 2C | PAINTED STEEL (SMOOTH) GLOSS 75



1. WHITE  
RAL 9010



2. WHITE  
RAL 9016



3. BLACK  
RAL 9005

## 3 | WOOD



1. ASH



2. OAK




3. WALNUT



4. BIRCH

## 4 | STAINED AND LACQUERED WOOD



1. WHITE  
NCS S0500-N



2. LIGHT GREY  
NCS S3500-N



3. DARK GREY  
NCS S7500-N



4. BLACK



5. YELLOW  
NCS S2050-Y10R



6. ORANGE  
NCS S2070-Y70R



7. RED  
NCS S3560-Y80R



8. GREEN  
NCS S6010-G30Y



9. BLUE  
NCS S7020-R80B

## 9 | OSMO



1. CRÈME



2. CLAY



3. RUST



4. EBENHOLZ



5. RED



6. YELLOW



7. BLUE



8. GREEN