

Villa 2

design by Jun Yasumoto

COLOS



VILLA 2 is a contemporary-looking chair with armrests, inspired by the outdoor seating seen at Parisian sidewalk cafes. The metal mesh - a preformed product made from expanded metal - is combined with four tubular steel elements, resulting in a light yet solid frame. The slim armrests are a natural continuation of the chair's outline and make for more comfortable use.

Villa 2 can be stacked up to 6 high and can also be used as seating for the garden, terrace, al fresco area or open-air events.

Available in five finishes, this steel seating also comes in an armless version (Villa 1) or a stool size (Villa 3A).



Jun Yasumoto

Japanese and French parents, and a life straddling Tokyo and Paris: Jun Yasumoto brings together two cultures that are worlds apart. Minimalism on one hand, romanticism on the other.

After graduating from ENSCI, France's national industrial design school in Paris, Yasumoto's career took off in 2002 from Jasper Morrison's Office for Design, where he started to focus on designing furniture and homewares.

Since then, he has also been freelancing, collaborating with top names in the world of design, such as Marcel By, Ligne Roset, Arc International, Kohler Group, JIA Inc and Industry Plus.

www.junyasumoto.com

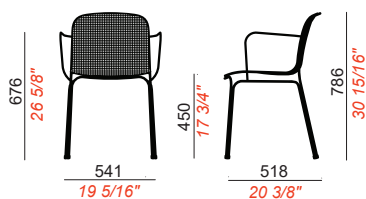
Compositions

Four-legged chair with armrests composed by a tubular steel frame with 14 mm diameter and a steel net stretched shell, powder-coated with polyester.
Stackable up to 6 units.

Certifications




Dimensions



Packaging

- Quantity for package: **4**
- Box sizes: **78x60x99cm**
- Package volume: **0,46 m³**
- Package weight: **26 Kg**

Powder-coated metal colours



White
NCS 0500 - N



Aubergine
NCS 5540 - Y90R



Torrente
NCS S 3005-G50



Dark Green
NCS 8010 - G10Y



Dark Grey
NCS 7500 - N



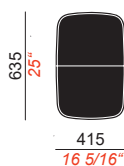
Black
NCS 9000 - N

Accessories

Villa cushion in Sunbrella® fabric for outdoor use.



Dimensions of accessories



Accessories certifications



Sunbrella® fabric colours



Light Grey
NAT 10022 140



Dark Grey
NAT 10063 140

Use and maintenance

STEEL — Iron and carbon alloy with carbon percentage lower than 2% treated to resist atmospheric agents.

MAINTENANCE — To keep the product in good condition for a long time, we recommend storing it during the winter in closed and dry places in order to avoid condensation. Before the winter season and on a quarterly basis, if the products are stored near the sea, it is recommended to clean the metal surfaces with a soft cloth using water or detergents and protect them with vaseline oil or car wax.

ALUMINUM — Aluminum alloys, particularly suitable for cold working and for die casting, treated appropriately to resist atmospheric agents and powder coated.

MAINTENANCE — To keep the product in good condition for a long time, we recommend a correct periodic cleaning, particularly frequent in places characterized by high humidity and marine climate. It is recommended to clean the surfaces with a soft cloth using water or neutral detergents. Prolonged and uninterrupted exposure to intense UV radiation or very cold temperatures can affect the initial characteristics of the colored aesthetic coating made of polyester. We recommend cleaning and storing products in sheltered places during prolonged periods of non-use and in winter.

HPL — Self-supporting material suitable for exposure to the external environment. It consists of layers of Kraft paper impregnated with phenolic resins and a decorative surface layer impregnated with thermosetting resins. These layers are pressed at 9Mp and at a temperature of 150 degrees centigrade.

MAINTENANCE — The HPL laminate is easy to clean and does not require any particular maintenance. Most stains can be washed with water only and dried with soft, clean cloths. For persistent stains, use a sponge and a specific laminate cleaner, or glass cleaner. Then remove the traces of these products with a dry cloth to avoid streaks or opacification. We always recommend trying any product in an inconspicuous corner. Avoid using steel scouring pads, products containing abrasive creams, washing powder and acetone.

PLASTIC MATERIALS — Plastic surfaces should generally be cleaned with a damp and soft cloth soaked in water, the use of dry cloths which with rubbing could electrostatically charge the plastic surface attracting dust is not recommended.

For stubborn stains, neutral liquid soap can be diluted in water in moderation. Absolutely avoid the use of acetone, trichlorethylene, ammonia, or detergents that contain even a small amount of these detergents because they can dull the

shine of the surfaces. Absolutely avoid all abrasive substances, such as powder detergents, abrasive pastes, scouring pads or rough sponges. Avoid dragging objects that can scratch the material onto surfaces. Remember also that plastic materials cannot withstand sources of direct heat on the surface, such as direct contact with pots and pans.

WOOD — Clean with a damp and soft cloth soaked in warm water. Always dry after cleaning. Immediately remove any liquid substances or other residues to avoid absorption. The wooden surfaces, being the same a natural material, could undergo color changes with use and over time. Remember that woods cannot withstand direct heat sources on the surface. Long-lasting exposure could alter its coloring.

WARNINGS

Avoid the following improper uses: stand on the product, sit on the back, on the armrests, on the edge of the tables, use the product as a ladder. Do not disperse the product in the environment, but call the companies responsible for the disposal of solid urban waste for transport to landfills and recovery. The table tops in sheet metal / iron are made with a slight deviation of planarity downwards to prevent a "spring effect" from being created during use.

Inspire. Create. Deliver.