

Marina

Leonardo Rossano



true



The design of Marina is characterized by linear and dynamic geometries. The shape of the seat in multilayered wood interacts with the metal frame, generating a system of marked personality. Particularly recommended for the contract branch, it is available also in the padded version and can be customized with armrests and other accessories.

La sedia Marina è caratterizzata da geometrie dinamiche e lineari. La sagoma sfaccettata della scocca in compensato interagisce con la struttura che la sostiene generando un sistema di sedute dalla spiccata personalità. Particolarmente indicata per il settore del contract, è disponibile anche imbottita e può essere completata da braccioli e altri accessori.



true

Extraordinary Everyday



true







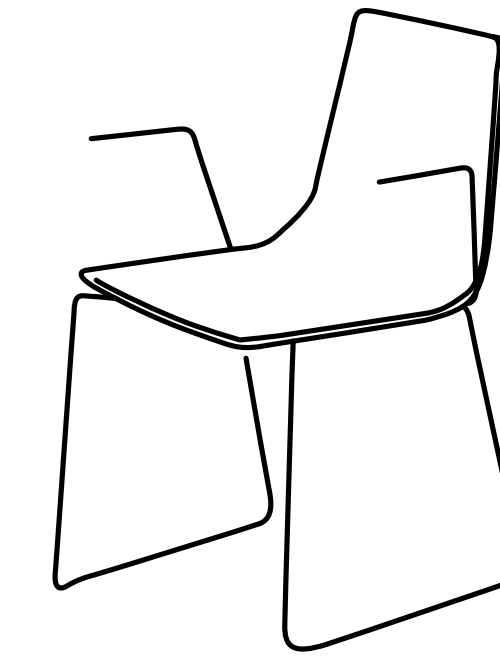




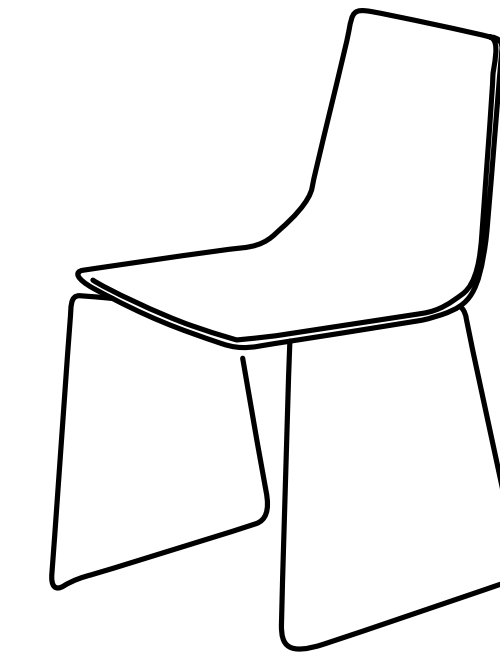




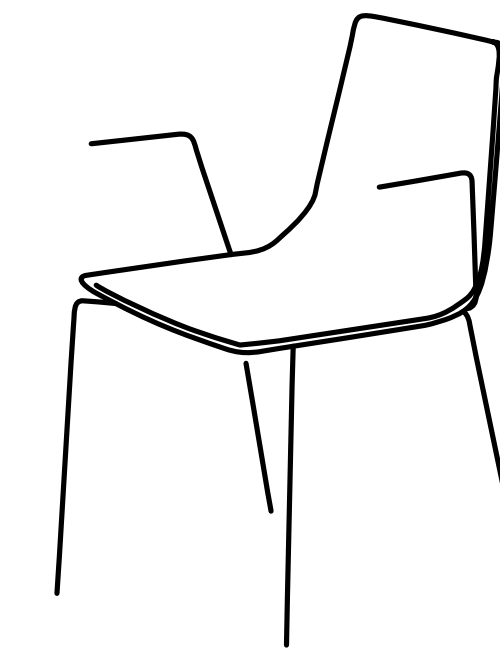
VARIANTS
Varianti



MA 1055
W50 · D51 · H79



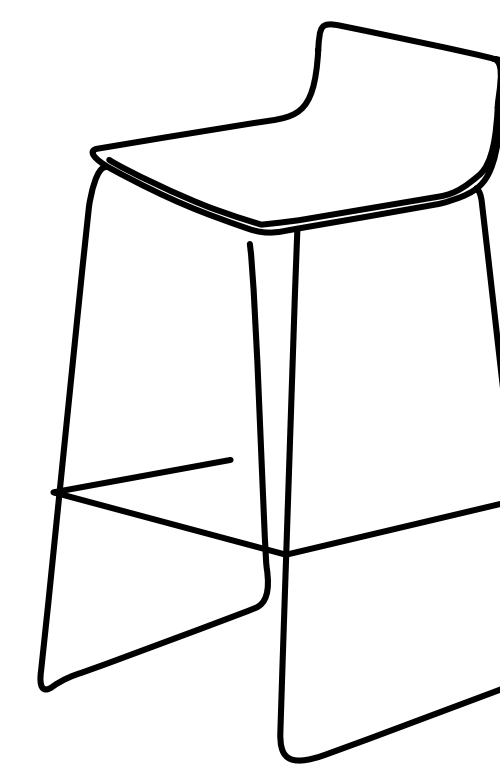
MA 1005
W50 · D51 · H79




MA 104T
W50 · D51 · H79



MA 100T
W50 · D51 · H79



MA 6505
W50 · D52 · H85



MA 7505
W50 · D52 · H95

Inspire. Create. Deliver.