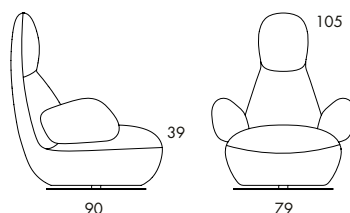
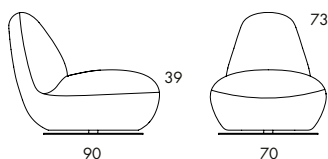


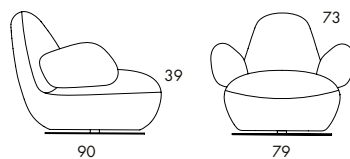
O50 27 kg | 0.9 m³/pc



O50A 31 kg | 0.9 m³/pc



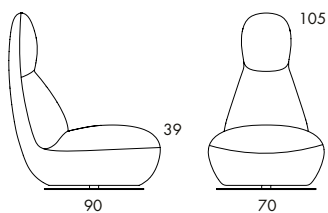
O52 26 kg | 0.9 m³/pc



O52A 30 kg | 0.9 m³/pc

EASY CHAIR. Steel frame with no-sag springs. Moulded polyurethane foam padding with fabric or leather cover. Standard version has a steel swivel base with auto return painted as per cc. 2a in grey textured finish. Alternative chrome-plated steel frame (chrome III).

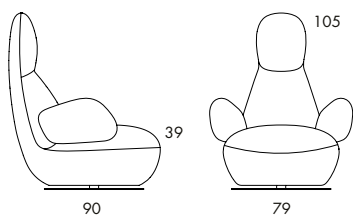




O50 27 kg | 0.9 m³/pc

	O50
Seat height	39
Overall height	105
Overall width	70
Seat depth	53
Overall depth	90
Weight, kg	27
Cbm	0.9

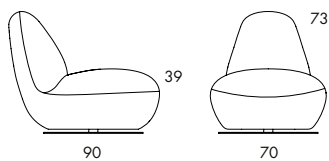




O50A 31 kg | 0.9 m³/pc

	O50A
Seat height	39
Overall height	105
Overall width	79
Seat depth	53
Overall depth	90
Weight, kg	31
Cbm	0.9

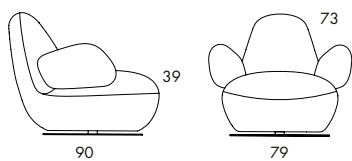




O52 26 kg | 0.9 m³/pc

	O52
Seat height	39
Overall height	73
Overall width	70
Seat depth	53
Overall depth	90
Weight, kg	26
Cbm	0.9





O52A 30 kg | 0.9 m³/pc

	O52A
Seat height	39
Overall height	73
Overall width	79
Seat depth	53
Overall depth	90
Weight, kg	30
Cbm	0.9



Inspire. Create. Deliver.