

**MODULAR SOFA | BENCH | TABLE. SELECT 1+2+(3) = RUT.** Upholstered seat modules, molded polyurethane with nosag springs. Table module in massive wood. Frame, Chromed H-beam in Steel. Feet in massive wood.

Build your RUT sofa by - 1 Select the desired seat and table Modules. 2 Select the type and length of the Frame that fits the number of selected Modules. (3) Finish by selecting optional Accessories, Electricity and/or CMHR if desired.


RUT can be built in endless combinations. Use the RUT Planner available on our website to create your desired variant and attach the illustration in the order. [Follow the link to RUT planner here.](#)

	<b>S61</b>
Seat height	44
Overall height	75
Seat width	75
Overall width	150 - ∞
Overall depth	75   150

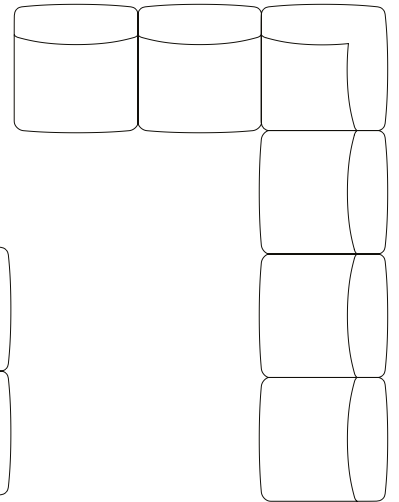




**Example RUT**

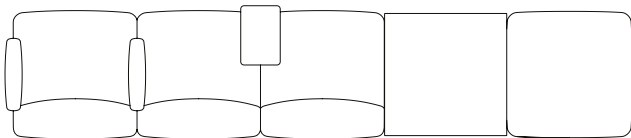


1. Modules: 6xS611 | 2. Frame: Single 6

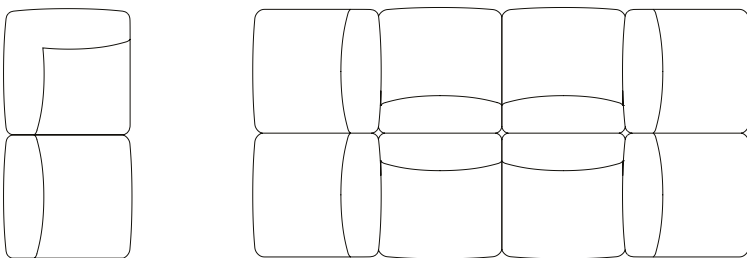


1. Modules: 2xS612  
2. Frame: Single 2

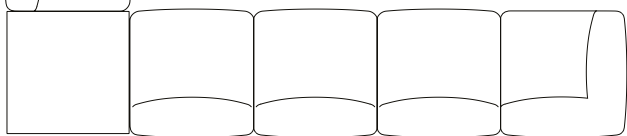
1. Modules: 5xS611, S612  
2. Frame: Single 2, Corner 1, Single 3



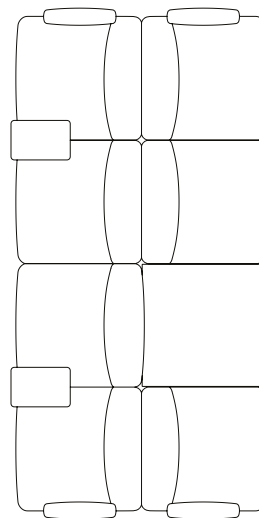
1. Modules: S610, L610, 3xS611 | 2. Frame: Single 5  
3. Accessories: Writing Table D611, Armrest D610, Armrest Ending D610




1. Modules: 8xS611 | 2. Frame: Double 8




1. Modules: 5xS611, 2xS612, L610 | 2. Frame: Single 3, Corner 1, Single 4




1. Modules: 7xS611, L610 | 2. Frame: Double 8  
3. Accessories: 2x Writing Table D611, 4x Armrest Ending D610



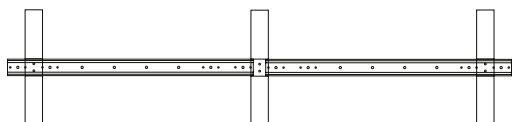
1. Modules: 2xS610  
2. Frame: Single 2



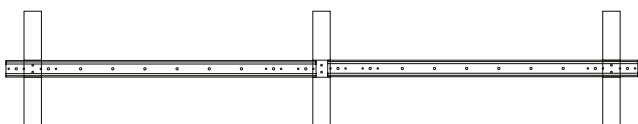
S614 | Single for 2 Modules | 1x2 Beam



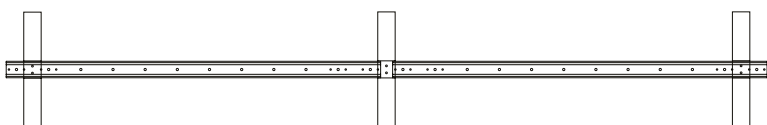
S614 | Single for 3 Modules | 1x3 Beam




S614 | Single for 4 Modules | 2x2 Beams




S614 | Single for 5 Modules | 2x2,5 Beams




S614 | Single for 6 Modules | 2x3 Beams



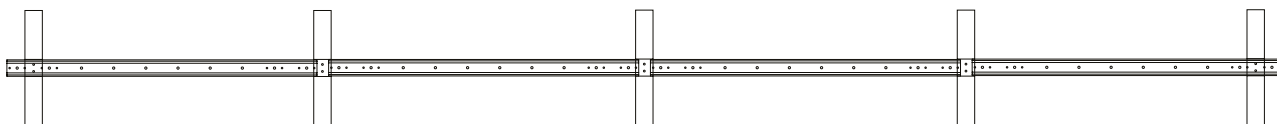
S614 | Single for 7 Modules | 2x2, 1x3 Beams



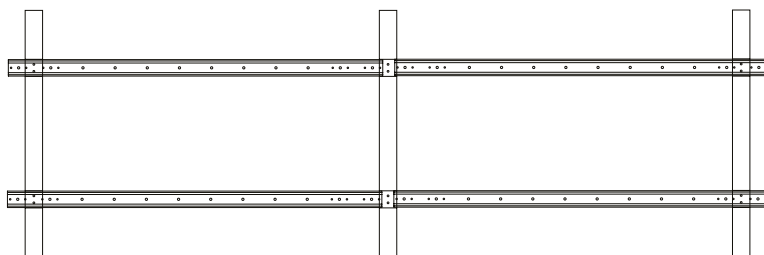
S614 | Single for 8 Modules | 1x2, 2x3 Beams



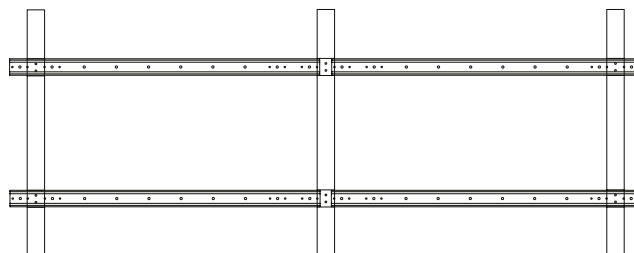
S614 | Single for 9 Modules | 3x3 Beams



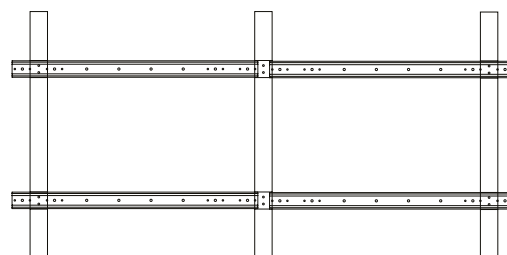
S614 | Single for 10 Modules | 4x2,5 Beams



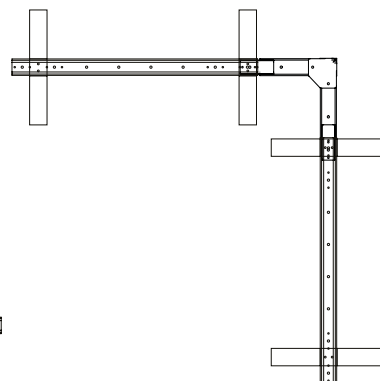
S615 | Double for 12 Modules | 4x3 Beams



S615 | Double for 10 Modules | 4x2,5 Beams



S615 | Double for 8 Modules | 4x2 Beams



S616 | Corner for 1 Module | 1x1 Beam  
S614 | Single for 4 Modules | 2x2 Beams

Inspire. Create. Deliver.

P4.