

Max

design Christoph Jenni



Dati tecnici

Scocca seduta

Monoscocca in RE MAX® Solid / RE MAX® Blend polipropilene riciclato e rinforzato con fibre di vetro e fibre di legno, ottenuta per stampaggio ad iniezione e colorata nella massa. Il materiale è completamente riciclabile.

Strutture

Struttura disponibile in:

- RE MAX® Solid / RE MAX® Blend: Polipropilene riciclato e rinforzato con fibre di vetro, ottenuta per stampaggio ad iniezione e colorata nella massa. È disponibile per poltroncina, sedia e sgabello;
- Legno di frassino con piastra di fissaggio alla scocca in alluminio presso-fuso. È disponibile per poltroncina e sedia;
- Acciaio tubolare per le versioni quattro gambe impilabili (sedia) e quattro gambe non impilabile (poltroncina); in tondino di acciaio per la versione su slitta (poltroncina, sedia, sgabello); in alluminio presso-fuso per le versioni trespolo fisso con ruote, trespolo girevole con piedini, 5 razze girevole con ruote e meccanismo gas.

Gli sgabelli sono disponibili in 2 altezze, struttura metallo oppure legno.

Consumo tessuto e pelle

- Poltroncina, pannello sedile, versione indoor, tessuto: 0,60 ml
- Poltroncina, pannello sedile, versione indoor, pelle: 1,10 m²
- Poltroncina, rivestimento interno sedile + schienale, versione indoor, tessuto: 0,95 ml
- Poltroncina, rivestimento interno sedile + schienale, versione indoor, pelle: 1,75 m²
- Poltroncina, rivestimento completo, versione indoor, tessuto: 1,40 ml
- Poltroncina, rivestimento completo, versione indoor, pelle: 2,50 m²

- Sedia, pannello sedile, versione indoor, tessuto: 0,55 ml
- Sedia, pannello sedile, versione indoor, pelle: 1,00 m²
- Sedia, rivestimento interno sedile + schienale, versione indoor, tessuto: 0,60 ml
- Sedia, rivestimento interno sedile + schienale, versione indoor, pelle: 1,20 m²
- Sedia, rivestimento completo, versione indoor, tessuto: 1,00 ml
- Sedia, rivestimento completo, versione indoor, pelle: 1,80 m²
- Sgabello, rivestimento completo, versione indoor, tessuto: 0,70 ml
- Sgabello, rivestimento completo, versione indoor, pelle: 0,70 m²

Versioni impilabili

Cod. 6010
Cod. 6050

Impilabilità

6 pezzi a terra
12 pezzi su carrello

Rivestimenti

Rivestimento in tessuto, eco-pelle oppure in pelle; disponibili anche le versioni in tessuto-cliente, eco-pelle cliente, pelle-cliente. Pannello sedile e rivestimento interno sedile e schienale nelle versioni indoor sono fissati alla scocca; le versioni completamente imbottite non sono sfoderabili.

Accessori

Pannello seduta versione indoor e rivestimento interno sedile + schienale versione indoor sono disponibili sia per la poltroncina che per la sedia; cuscino antiscivolo disponibile sia per la poltroncina che per la sedia. Elemento di congiunzione per versione slitta.

Finiture

Vedi sezione "Color plan".

Certificazioni

Le certificazioni riguardanti i test di resistenza sono in corso.

Technical details

Seat shell

One-piece injection-moulded RE MAX® Solid / RE MAX® Blend polypropylene shell, recycled and reinforced with fiberglass and wood, in the mass stained.

Frame

Frame available in:

- RE MAX® Solid / RE MAX® Blend: Recycled polypropylene, reinforced with fiberglass, from injection moulding, in the mass stained;
- Feet in ash wood inserted into a die-cast aluminium plate fixed under the shell. Available for armchair and chair;
- In tubular steel for four legs version, stackable (chair) and for four legs version, non stackable (armchair); in steel rod for sledge version (armchair, chair, barstool); in die-cast aluminium for fixed trestle base with castors, for swivel trestle base with under feet, for 5 castors swivel base and gas lift mechanism.

Bar stools are available in 2 heights, frame in metal or wood.

Fabric and Leather requirements

- Armchair, seat padding, indoor version, fabric: 0,60 ml
- Armchair, seat padding, indoor version, leather: 1,10 m²
- Armchair, frontal upholstered seat + back, indoor version, fabric: 0,95 ml
- Armchair, frontal upholstered seat + back, indoor version, leather: 1,75 m²
- Armchair, completely upholstered, indoor version, fabric: 1,40 ml
- Armchair, completely upholstered, indoor version, leather: 2,50 m²

- Chair, seat padding, indoor version, fabric: 0,55 ml
- Chair, seat padding, indoor version, leather: 1,00 m²
- Chair, frontal upholstered seat + back, indoor version, fabric: 0,60 ml
- Chair, frontal upholstered seat + back, indoor version, leather: 1,20 m²
- Chair, completely upholstered, indoor version, fabric: 1,00 ml
- Chair, completely upholstered, indoor version, leather: 1,80 m²
- Barstool, completely upholstered, indoor version, fabric: 0,70 ml
- Barstool, completely upholstered, indoor version, leather: 0,70 m²

Stackable versions

Cod. 6010
Cod. 6050

Stackability

6 pieces on the ground
12 pieces on trolley

Upholstery

Upholstery in fabric, in eco-pelle or in leather; also available customer's own fabric, customer's own eco-pelle and customer's own leather. Seat padding and frontal upholstered seat+back, for indoor version, are fixed to the shell; completely upholstered versions are not removable.

Accessories

Seat padding and frontal upholstered seat+back indoor version are available for the armchair and for the chair; anti-slipping cushion available for chair and armchair.

Finishes

See Section "Color plan".

Certifications

Certifications about rest resistance are in progress.

Max Overview



Ⓟ 7080, 7082 Ⓡ 7081
Quattro gambe
RE MAX® /
Four legs RE MAX®



Ⓟ 7040, 7042 Ⓡ 7041
Quattro gambe legno
/ Four wooden legs



Ⓟ 7060, 7062 Ⓡ 7061
Quattro gambe metallo
/ Four metal legs



Ⓟ 7050, 7052 Ⓡ 7051
Slitta
/ Sled base



Ⓟ 7630, 7632 Ⓡ 7631
Trespolo con
piedini, girevole
/ Trestle base, swivel



Ⓟ 7640, 7642 Ⓡ 7641
Trespolo con
ruote, fisso
/ Trestle base fix
with castors



Ⓟ 7530, 7532 Ⓡ 7531
Cinque razze con
ruote, girevole, con
meccanismo a gas
/ Swivel aluminium
base with castors and
gas lift mechanism



Ⓟ 6080, 6082 Ⓡ 6081
Quattro gambe
RE MAX® / Four legs
RE MAX®



Ⓟ 6040, 6042 Ⓡ 6041
Quattro gambe legno
/ Four wooden legs



Ⓟ 6010, 6012 Ⓡ 6011
Quattro gambe
metallo impilabile
/ Four legs stackable



Ⓟ 6050, 6052 Ⓡ 6051
Slitta
/ Sled base
stackable



Ⓟ 6630, 6632 Ⓡ 6631
Trespolo con piedini,
girevole
/ Trestle base, swivel



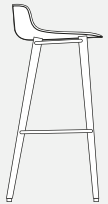
Ⓟ 6640, 6642 Ⓡ 6641
Trespolo con
ruote, fisso
/ Trestle base fix
with castors



Ⓟ 6530, 6532 Ⓡ 6531
Cinque razze con
ruote, girevole, con
meccanismo a gas
/ Swivel aluminium
base with castors and
gas lift mechanism



Ⓟ 8340, Ⓡ 8341
Sgabello basso
quattro gambe legno
/ Bar stool low
four wooden legs



Ⓟ 8350, Ⓡ 8351
Sgabello alto
quattro gambe legno
/ Bar stool high
four wooden legs



Ⓟ 8360, Ⓡ 8361
Sgabello basso slitta
/ Bar stool low
sled base



Ⓟ 8370, Ⓡ 8371
Sgabello alto slitta
/ Bar stool high
sled base

Legenda / Key: Ⓟ Polipropilene / Polypropylene Ⓡ Rivestita / Upholstered

Accessori / Accessories



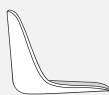
7910
Pannello sedile poltroncina
/ Seat padding armchair



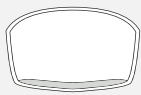
7914
Rivestimento interno sedile
+ schienale poltroncina
/ One piece (seat + back)
padding armchair



6910
Pannello sedile sedia
/ Seat padding chair



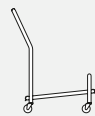
6914
Rivestimento interno sedile
+ schienale sedia
/ One piece (seat + back)
padding chair



79100
Cuscino sedile poltroncina indoor
e outdoor / Seat cushion
armchair indoor and outdoor



69100
Cuscino sedile sedia indoor
e outdoor / Seat cushion chair
indoor and outdoor



1913
Carrello universale
/ Trolley



AG/01
Gancio di giunzione
/ Ganging device

Max


Color plan

RE MAX® Solid (Riciclato / Recycled PP) + 100 % Poliestere riciclato / Recycled polyester

Scocca + Pannello / Shell + Padding



Max R55
Re-Silk White



Max T55




Max R28
Re-Water



Max T28



Max R60
Re-Essential Grey



Max T60




Max R58
Re-Blue Marlin



Max T58




Max R56
Re-Mud



Max T56



Max R35
Re-Black Red



Max T35



Max R57
Re-Off Black



Max T57


Rivestita /
Upholstered:
Tessuto / Fabric
Pelle / Leather
Eco-Pelle /
Eco-leather

Vedi Maxdesign
Toolbox /
See Maxdesign
Toolbox

Struttura / Frame



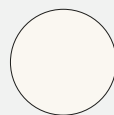
Max R28
Re-Water



Max R57
Re-Off Black

RE MAX® Blend (Riciclato / Recycled PP + Legno / Wood) + 100 % Poliestere riciclato / Recycled polyester

Scocca + Struttura + Pannello / Shell + Frame + Padding




Max W52
Re-Wood Birch



Max T52




Max W51
Re-Wood Virgin



Max T56



Max W53
Re-Wood Bark



Max T53



Max W60
Re-Wood Moss



Max T60

Rivestita /
Upholstered:
Tessuto / Fabric
Pelle / Leather
Eco-Pelle /
Eco-leather

Vedi Maxdesign
Toolbox /
See Maxdesign
Toolbox


Altre strutture disponibili / More available frames:

Quattro gambe, Slitta / Four legs, Sled base

Metallo /
Metal



Chrome



RAL 9003
White



RAL 9005
Black



RAL 7046
Tele Grey 2




RAL 6006
Grey Olive




RAL 3007
Black Red

Legno /
Wood



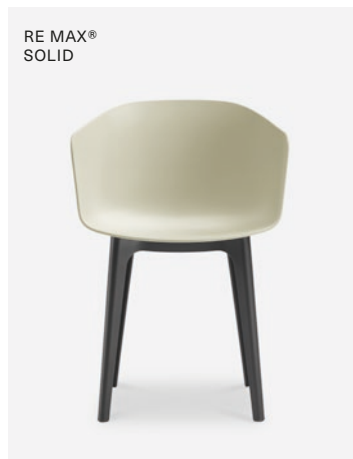
Natural Ash



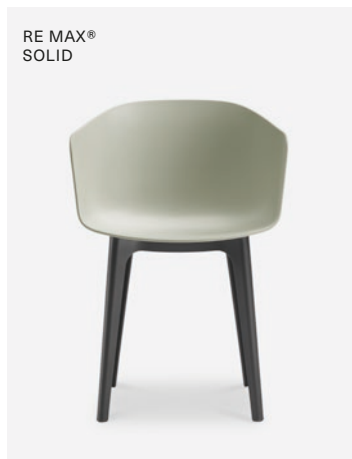
Dark Ash

Max

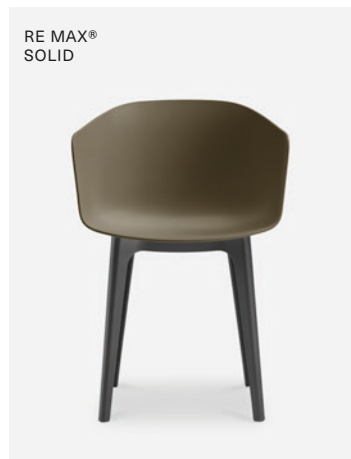
Finiture / Finishes



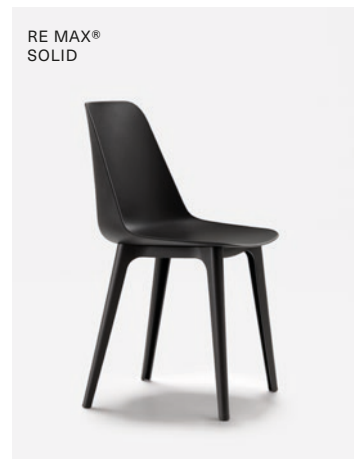
Cod. 7080
Max R55 Re-Silk White
Max R57 Re-Off Black



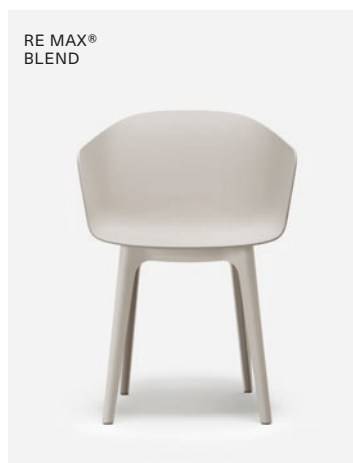
Cod. 7080
Max R28 Re-Water
Max R57 Re-Off Black



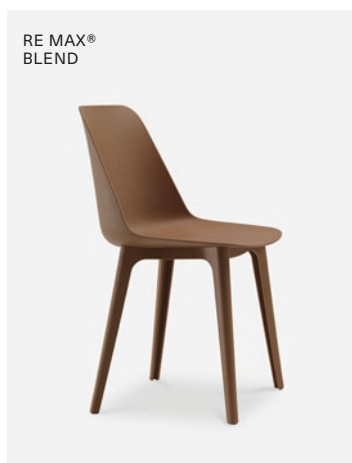
Cod. 7080
Max R56 Re-Mud
Max R57 Re-Off Black



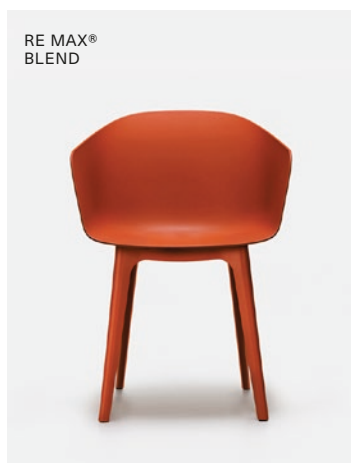
Cod. 6080
Max R57 Re-Off Black



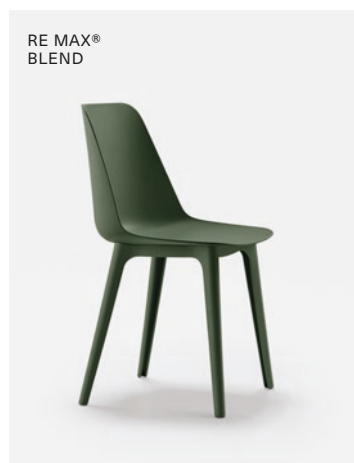
Cod. 7082
Max W52 Re-Wood Birch




Cod. 6082
Max W51 Re-Wood Virgin



Cod. 7082
Max W53 Re-Wood Bark



Cod. 6082
Max W60 Re-Wood Moss




Cod. 6010
RE MAX® Solid Palette
Metal, RAL 9005 Black



Cod. 7051
Upholstered
Metal, RAL 9005 Black



Cod. 7041
Upholstered
Wood, Dark Ash



Cod. 6040
Max R60 Re-Essential Grey+seat padding
Wood, Natural Ash

Max Work

design Christoph Jenni



Max Work

design Christoph Jenni



Max Work

Color plan

RE MAX® Solid (Riciclato / Recycled PP) + 100 % Poliestere riciclato / Recycled polyester

Scocca + Pannello / Shell + Padding



Max R55
Re-Silk White



Max R28
Re-Water



Max R60
Re-Essential Grey



Max R58
Re-Blue Marlin



Max R56
Re-Mud



Max R35
Re-Black Red



Max R57
Re-Off Black



Max T55



Max T28



Max T60



Max T58



Max T56



Max T35




Max T57

Rivestita /
Upholstered:
Tessuto / Fabric
Pelle / Leather
Eco-Pelle /
Eco-leather

Vedi Maxdesign
Toolbox /
See Maxdesign
Toolbox

RE MAX® Blend (Riciclato / Recycled PP + Legno / Wood) + 100 % Poliestere riciclato / Recycled polyester

Scocca + Struttura + Pannello / Shell + Frame + Padding



Max W52
Re-Wood Birch



Max W51
Re-Wood Virgin



Max W53
Re-Wood Bark



Max W60
Re-Wood Moss



Max T52



Max T56



Max T53




Max T60

Rivestita /
Upholstered:
Tessuto / Fabric
Pelle / Leather
Eco-Pelle /
Eco-leather


Vedi Maxdesign
Toolbox /
See Maxdesign
Toolbox

Struttura / Frame


Alluminio /
Aluminum



Brush
Polished



RAL 9002
White



RAL 9005
Black



RAL 7046
Tele Grey 2



RAL 6006
Grey Olive



RAL 3009
Oxido Red



RAL 3007
Black Red

Max Work

Finiture / Finishes



Cod. 7630
Max R60 Re-Essential Grey
Aluminum, RAL 9005 Black



Cod. 7630
Max R56 Re-Mud
Aluminum, RAL 6006 Grey Olive



Cod. 7530
Max R28 Re-Water + seat padding
Aluminum, RAL 7046 Tele Grey 2



Cod. 7530
Max R35 Re-Black Red+ seat padding
Aluminum, RAL 3007 Black Red



Cod. 7630
Max R35 Re-Black Red
+ seat and back padding
Aluminum, RAL 9002 White



Cod. 7641
upholstered
Aluminum, RAL 9005 Black

Max Stool

design Christoph Jenni



Max Stool

Color plan

RE MAX® Solid (Riciclato / Recycled PP)

Scocca / Shell



Max R55
Re-Silk White



Max R60
Re-Essential Grey



Max R56
Re-Mud



Max R35
Re-Black Red



Max R57
Re-Off Black

Rivestita / Upholstered:
Tessuto / Fabric
Pelle / Leather
Eco-Pelle / Eco-leather


Vedi Maxdesign Toolbox /
See Maxdesign Toolbox

Struttura / Frame

Metallo / Metal



Chrome




RAL 9003
White




RAL 9005
Black

Legno / Wood



Natural Ash



Dark Ash

Inspire. Create. Deliver.