

OmniRoom | MUTE.

# System Book

Ver 1.2



# Contents

<b>Intro</b>	<b>02</b>
<hr/>	
<b>System construction</b>	<b>05</b>
<hr/>	
<b>System elements</b>	<b>08</b>
<hr/>	
Walls	10
Ceilings	18
Profiles and connectors	25
<b>Furniture and accessories</b>	<b>30</b>
<hr/>	
Shelves and cabinets	34
Tables and desks	41
Accessories	45
<b>Sample rooms</b>	<b>52</b>
<hr/>	
<b>Finishings and colors</b>	<b>56</b>
<hr/>	
<b>Dimensions, Acoustics and Ventilaton</b>	<b>72</b>
<hr/>	
<b>Sustainability and certificates</b>	<b>74</b>
<hr/>	

# The agile revolution

The business environment is changing more dynamically than ever, creating a growing need for more flexible workspaces. Offices must be ready to suit different working styles, adapt to the hybrid working model, and adjust to different team sizes and needs or even locations while remaining sustainable. Modular architecture presents a holistic answer to these challenges.



# About OmniRoom

OmniRoom is a modular office system for shaping flexible, construction-free, future-ready offices. OmniRoom uses the patented technological innovations and benefits of modular architecture to offer an infinitely easier and quicker solution for planning and building comfortable, plug & play and reshapable workspaces. From this factbook, you'll learn about its most essential elements.



# Click-in assembly system

We believe creating and rearranging an office should take hours or days, not weeks or months. To ensure a quick and seamless assembly and reconfiguration, we pioneered and patented new technology.

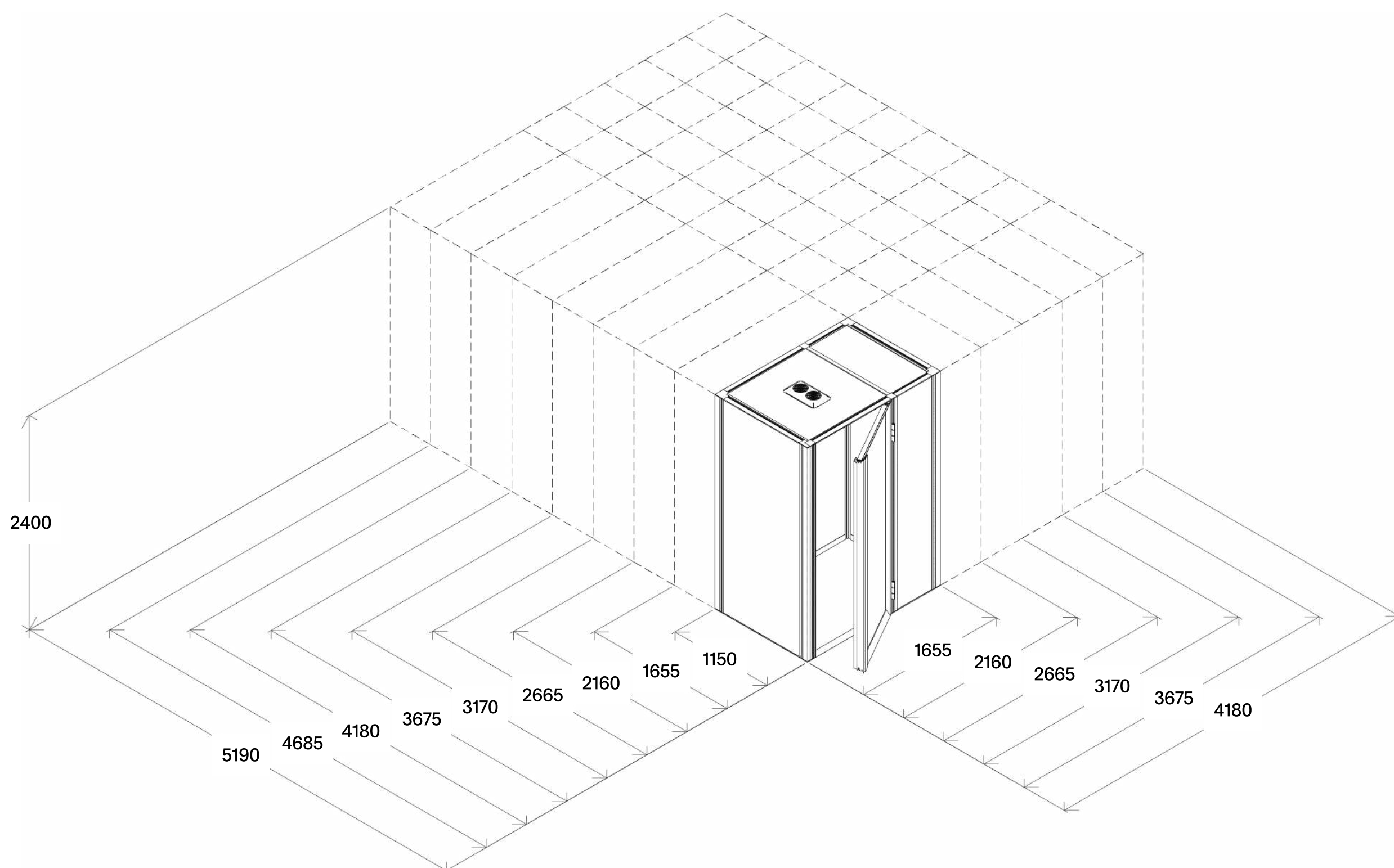
The Click-in System allows wall modules to be effortlessly bound and disassembled without tools and any effort. Even constructing large setups becomes a breeze – a team of three people can build one square meter of OmniRoom in just 20 minutes. This simplifies and accelerates the creation and rearrangement of office fit-outs, making it not more complicated than assembling Lego parts.



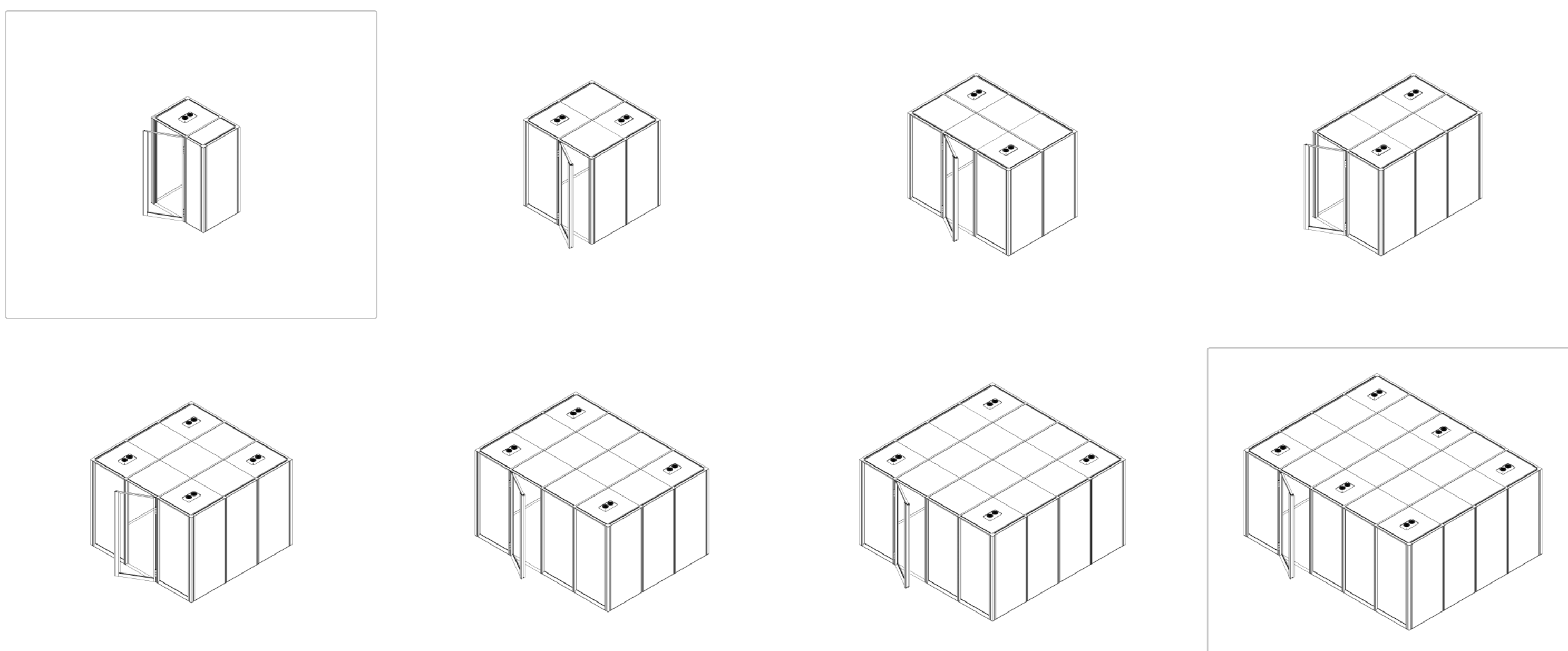
# System construction

OmniRoom can be built in closed Rooms of different shapes and sizes in every 500 mm / 19.88 in. or 1000 mm / 39.76 in., as presented below:

Possible sizes of closed Rooms:

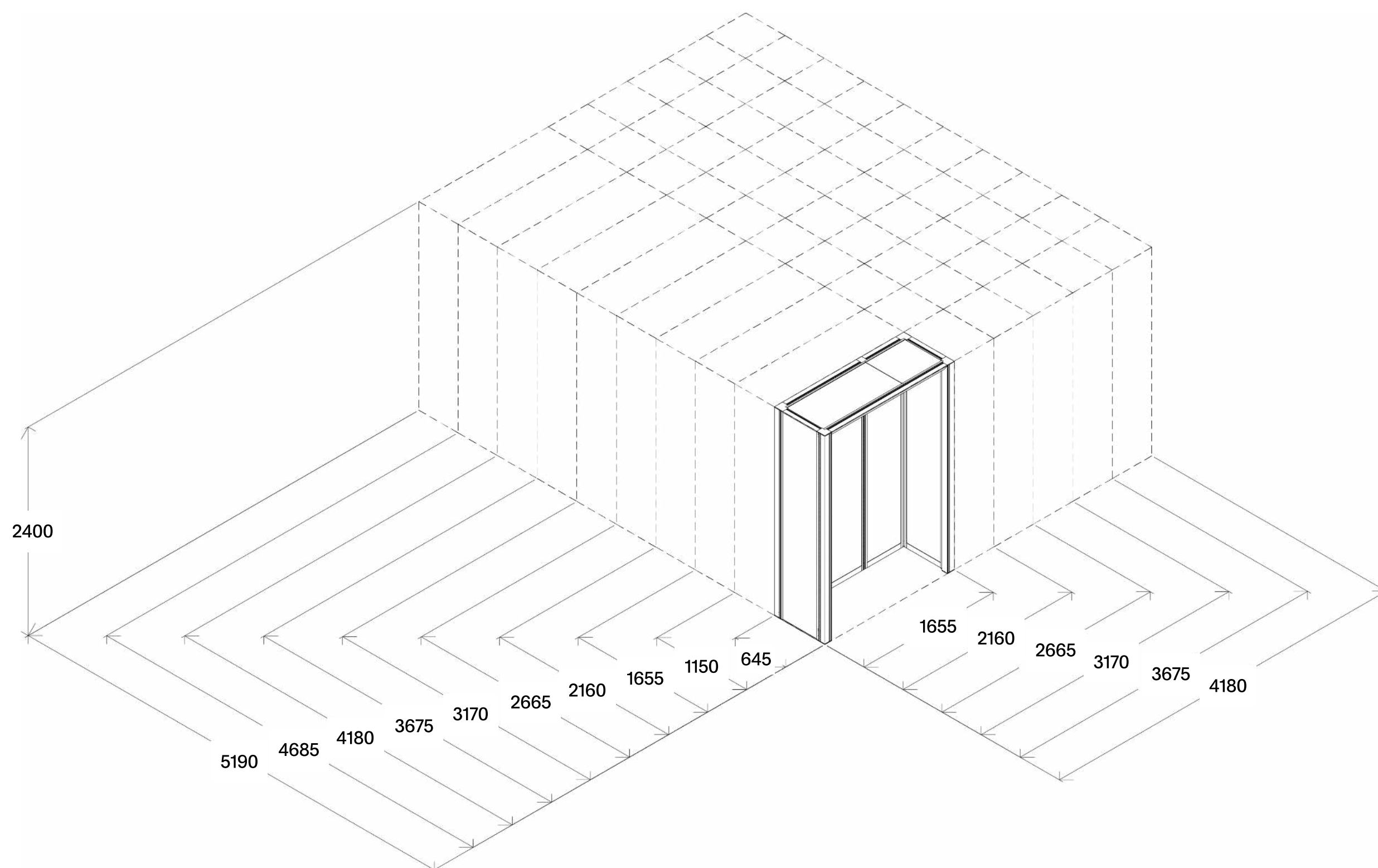


Examples of closed Rooms:

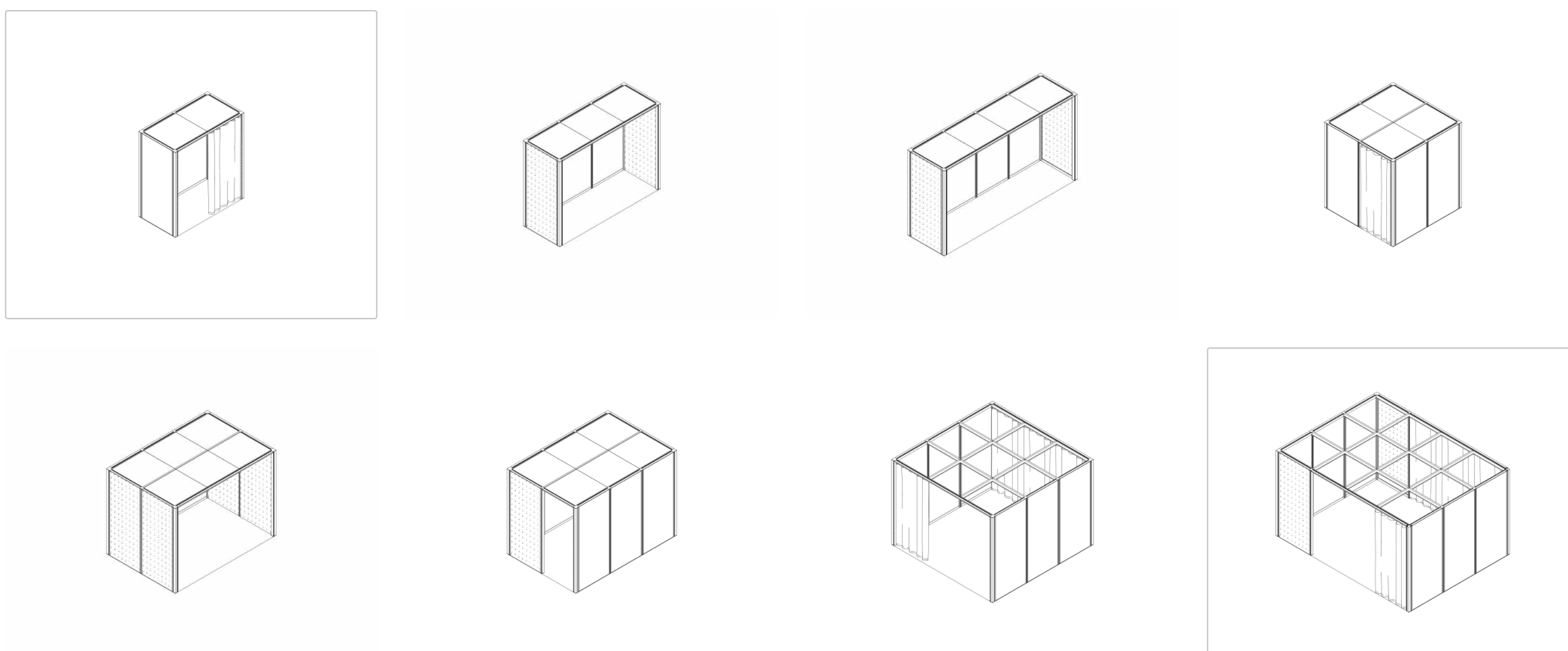


OmniRoom can be also built in side constructions of different shapes and sizes in every 500 mm / 19.88 in. or 1000 mm / 39.76 in., as presented below:

Possible sizes of side constructions:



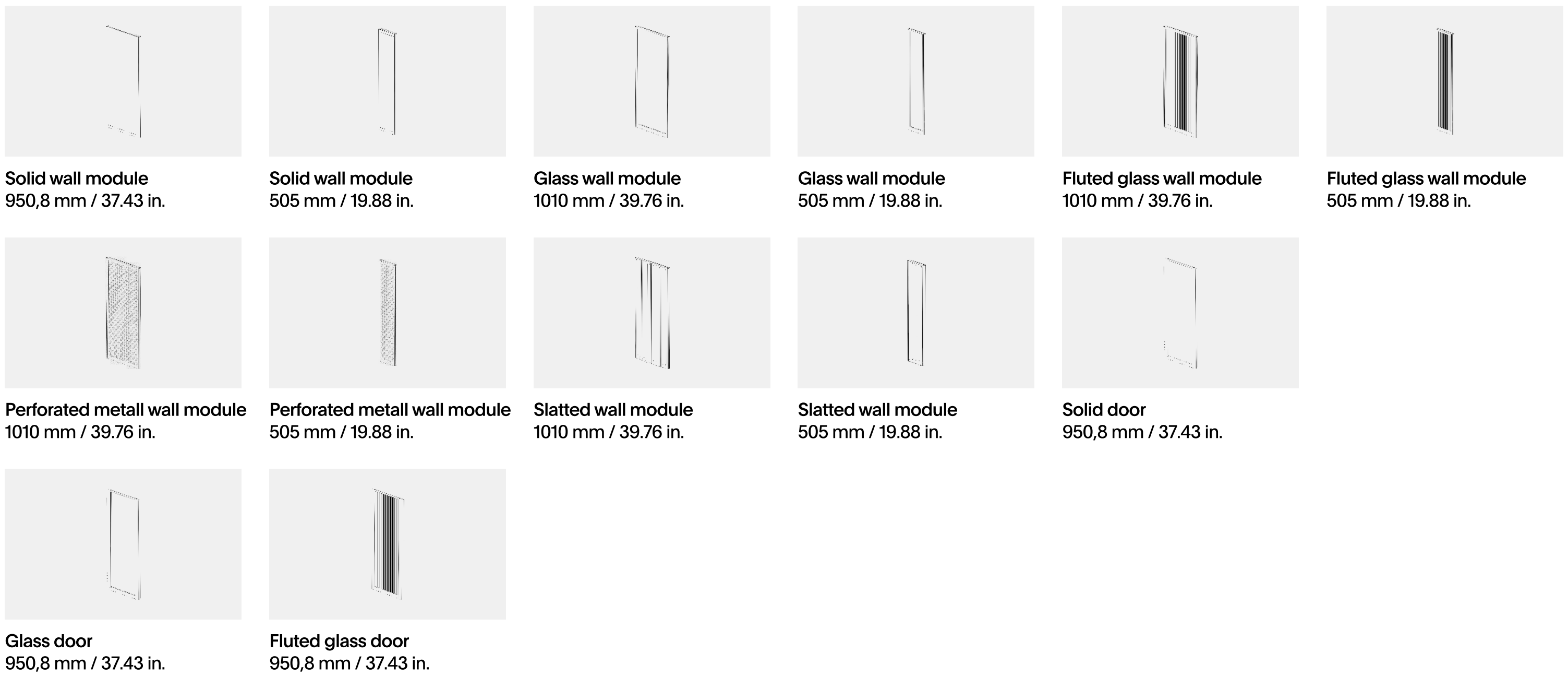
Examples of side constructions:



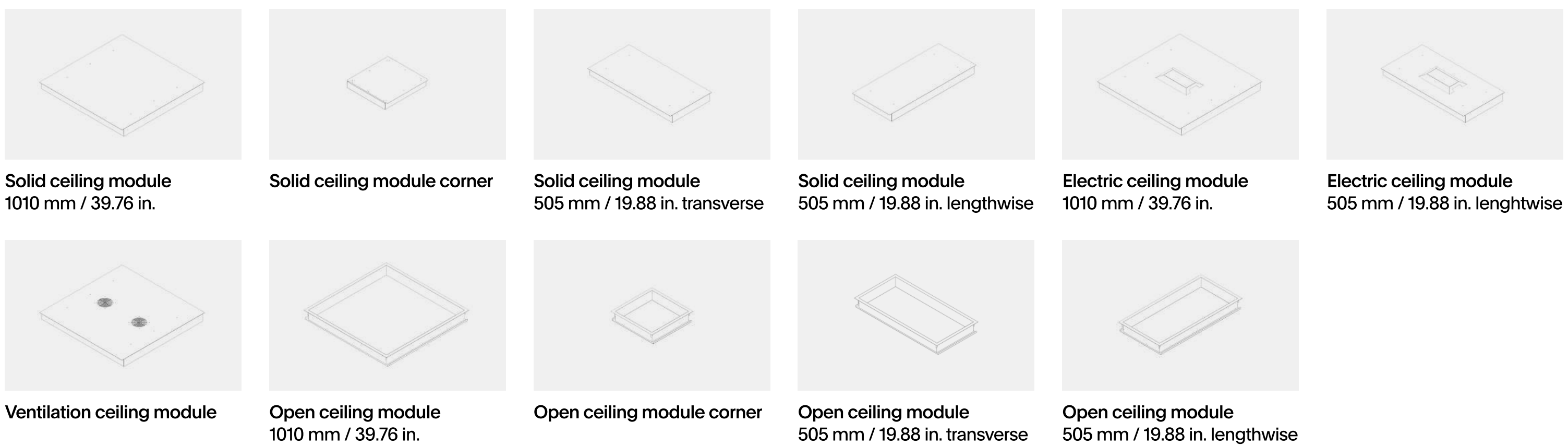


# System elements

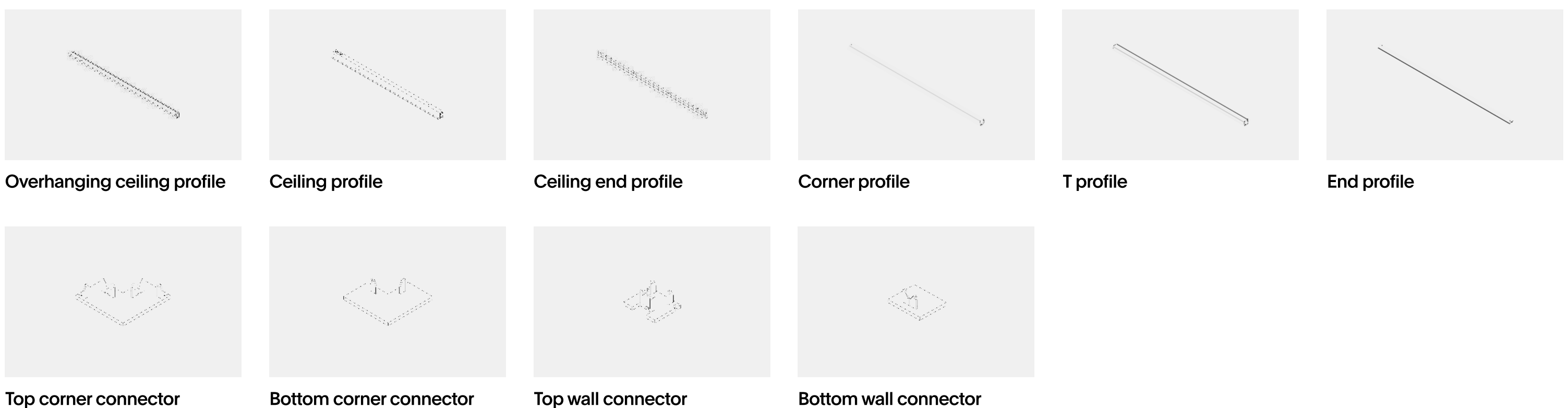
Walls




Ceilings



Profiles and connectors







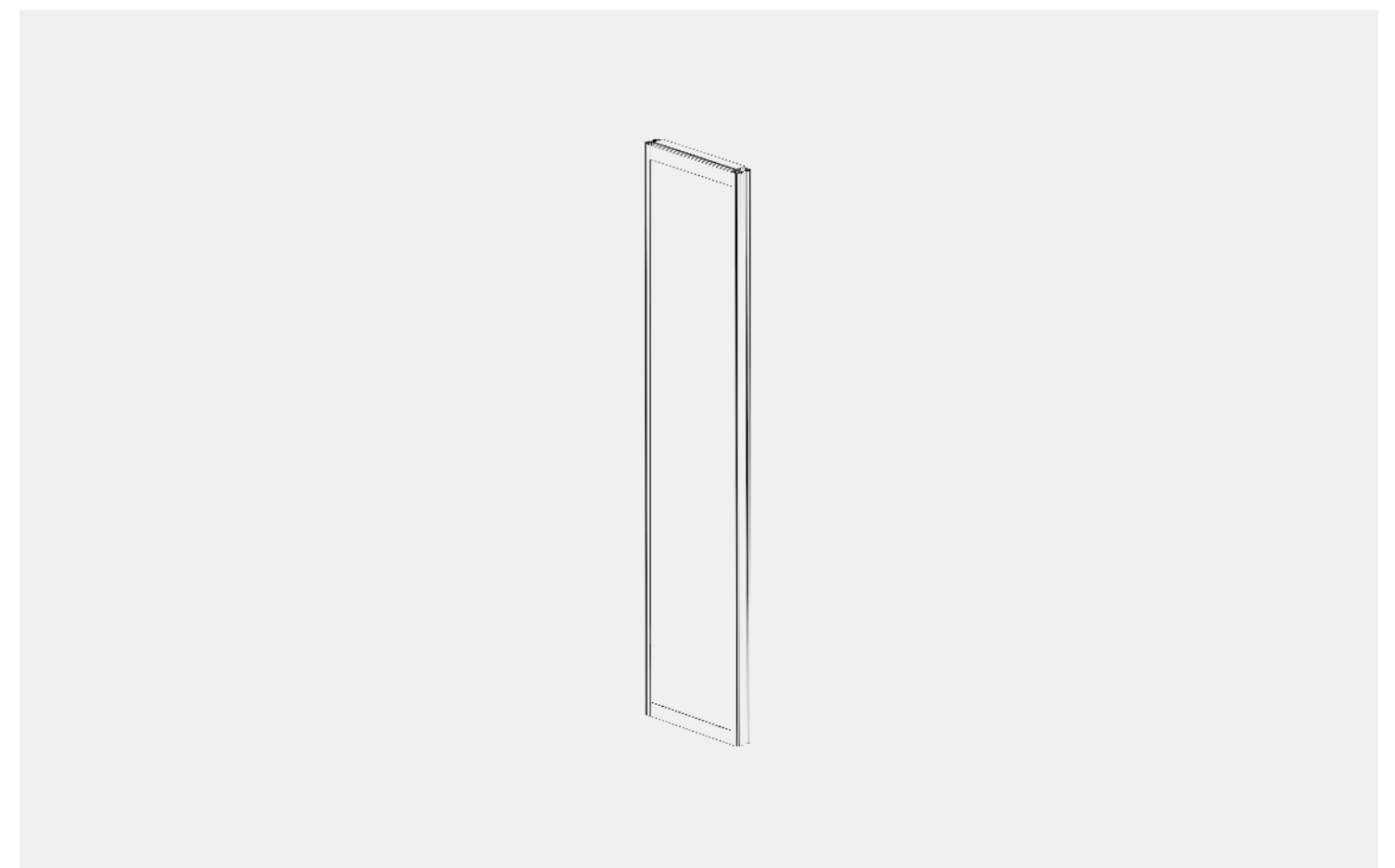
**Solid wall module 1010**

Colors:



[See all finishings →](#)

Dimensions	mm	in.
Width	1010	39.76
Depth	70	2.76
Height	2315	91.14
Weight	kg	lbs
Finishing set 1	52	114.61
<small>powder coated metal + upholstered</small>		
Finishing set 2	34,5	76.04
<small>upholstered + upholstered</small>		




**Solid wall module 505**

Colors:




[See all finishings →](#)

Dimensions	mm	in.
Width	505	19.88
Depth	70	2.76
Height	2315	91.14
Weight	kg	lbs
Finishing set 1	29,5	65.02
<small>powder coated metal + upholstered</small>		

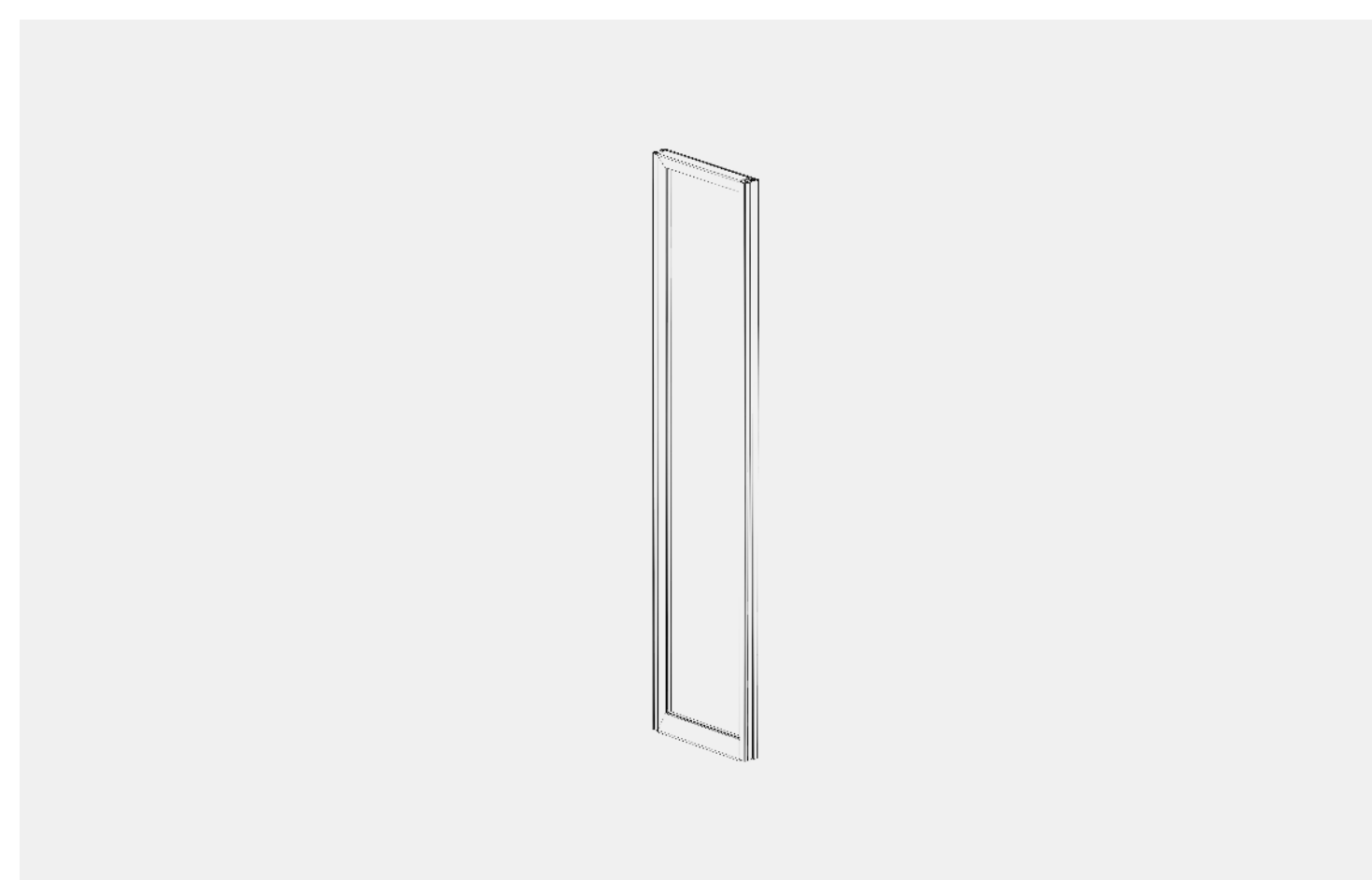


**Glass wall module 1010**

Frame filling:  
Tempered glass 6 mm / 0.24 in.




Dimensions	mm	in.
Width	1010	39.76
Depth	70	2.76
Height	2315	91.14
Weight	kg	lbs
Module	44,5	98.08





**Glass wall module 505**

Frame filling:  
Tempered glass 6 mm / 0.24 in.



Dimensions	mm	in.
Width	505	19.88
Depth	70	2.76
Height	2315	91.14




**Fluted glass wall module 1010**

Colors:



Dimensions	mm	in.
Width	1010	39.76
Depth	70	2.76
Height	2315	91.14
Weight	kg	lbs
Module	43	94.77



**Fluted glass wall module 505**

Colors:




Dimensions	mm	in.
Width	505	19.88
Depth	70	2.76
Height	2315	91.14




**Perforated metal wall module 1010**

Metal: 1 mm / 0.04 inch      Holes: ø 3mm / 0.12 in.




Dimensions	mm	in.
Width	1010	39.76
Depth	70	2.76
Height	2315	91.14




**Perforated metal wall module 505**

Metal: 1 mm / 0.04 inch      Holes: ø 3mm / 0.12 in.



Dimensions	mm	in.
Width	505	19.88
Depth	70	2.76
Height	2315	91.14




**Slatted wall module 1010**

Colors:



Dimensions	mm	in.
Width	1010	39.76
Depth	70	2.76
Height	2315	91.14




**Slatted wall module 505**

Colors:



Dimensions	mm	in.
Width	505	19.88
Depth	70	2.76
Height	2315	91.14






**Solid door**

Handle:  
Plywood and natural oak veneer

Colors:



Dimensions	mm	in.
Width	950,8	37.43
Depth	110	4.33
Height	2295	90.35




**Glass door**

Frame filling: Tempered glass 6 mm 0.24 in.      Handle: Plywood and natural oak veneer

Colors:



Dimensions	mm	in.
Width	950,8	37.43
Depth	110	4.33
Height	2294	90.31
Weight	kg	lbs
Module	58	127.87



**Fluted glass door**


Handle:  
Plywood and natural oak veneer

Colors:



Dimensions	mm	in.
Width	950,8	37.43
Depth	110	4.33
Height	2294	90.31






**Solid ceiling module 1010**

Colors:



[See all finishings →](#)

Dimensions	mm	in.
Width	1020	40.16
Depth	1001	39.41
Height	66	2.6
Weight	kg	lbs
Finishing	13	28.65
upholstered		




**Solid ceiling module corner**

Colors:



[See all finishings →](#)

Dimensions	mm	in.
Width	496	19.53
Depth	515	20.28
Height	66	2.6



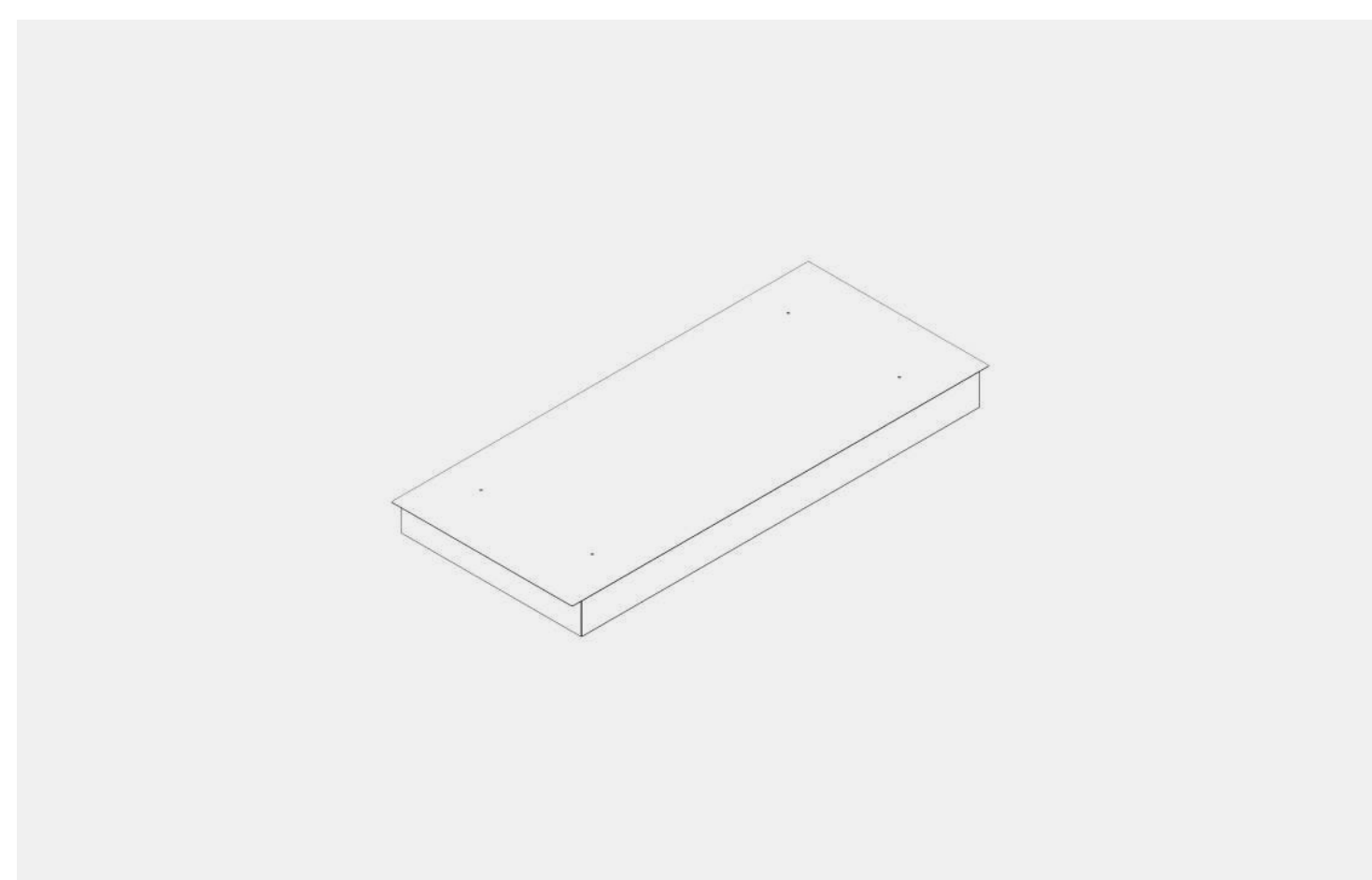
**Solid ceiling module 505 transverse**

Colors:



[See all finishings →](#)

Dimensions	mm	in.
Width	515	20.28
Depth	1001	39.41
Height	66	2.6
Weight	kg	lbs
Finishing upholstered	7	15.43



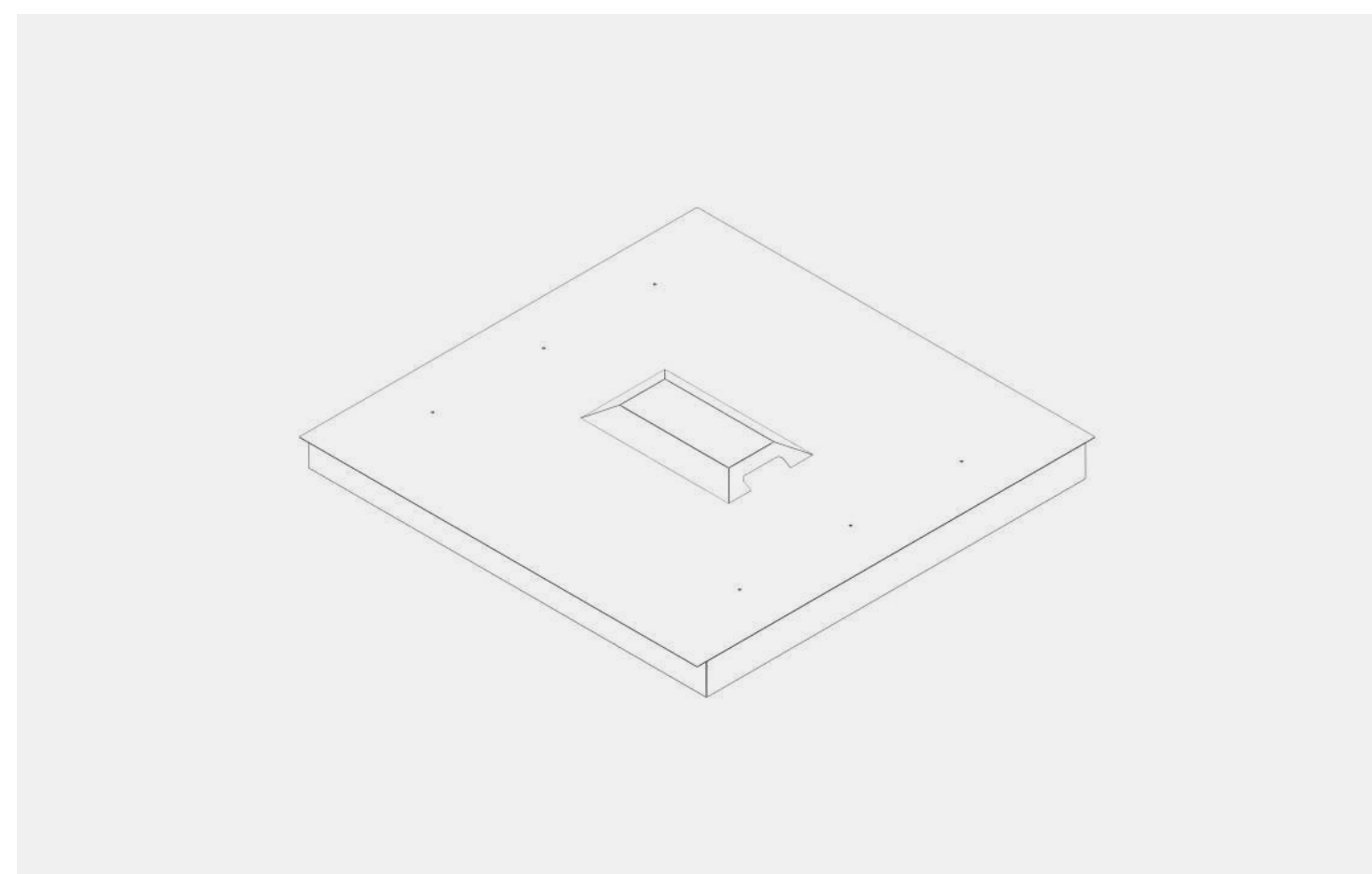
**Solid ceiling module 505 lengthwise**

Colors:



[See all finishings →](#)

Dimensions	mm	in.
Width	1020	40.16
Depth	496	19.53
Height	66	2.6
Weight	kg	lbs
Finishing upholstered	7	15.43



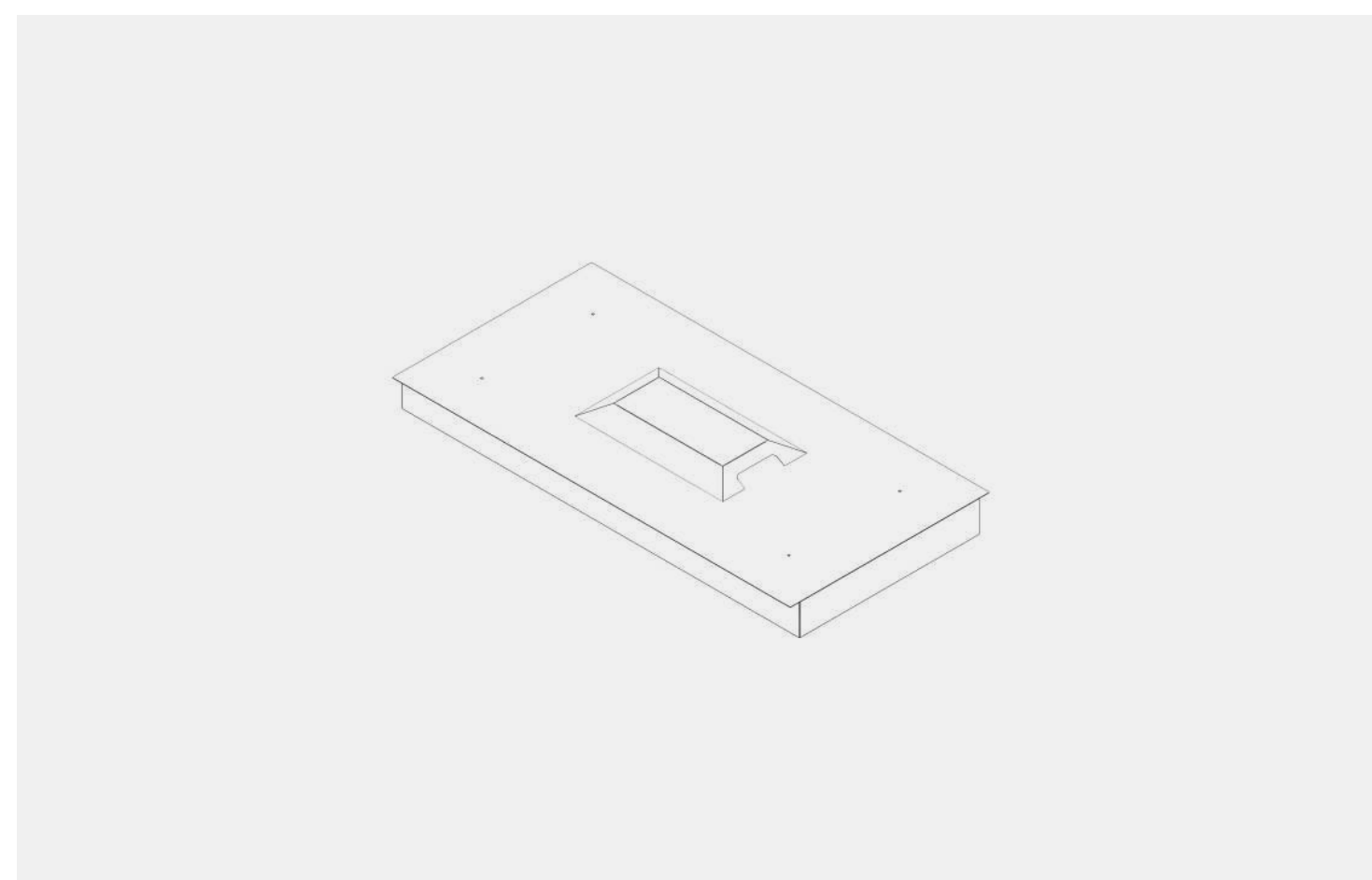
**Electric ceiling module 1010**

Colors:



[See all finishings →](#)

Dimensions	mm	in.
Width	1020	40.16
Depth	1001	39.41
Height	95	3.74



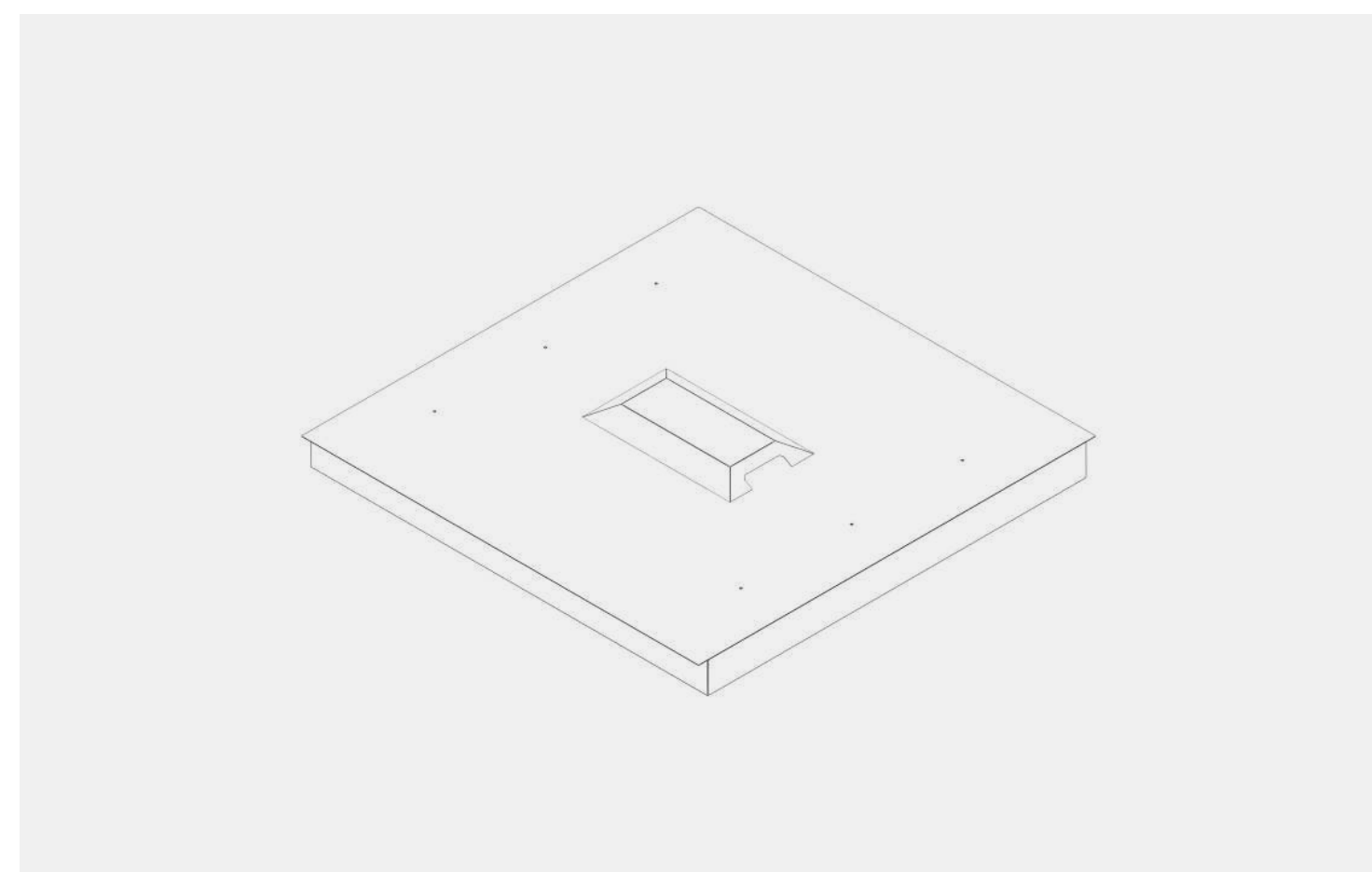
**Electric ceiling module 505 lengthwise**

Colors:



[See all finishings →](#)

Dimensions	mm	in.
Width	1020	40.16
Depth	496	19.53
Height	95	3.74




**Ventilation ceiling module**

Colors:



[See all finishings →](#)

Dimensions	mm	in.
Width	1020	40.16
Depth	1001	39.41
Height	137	5.39
Weight	kg	lbs
Finishing	17	37.47
upholstered		

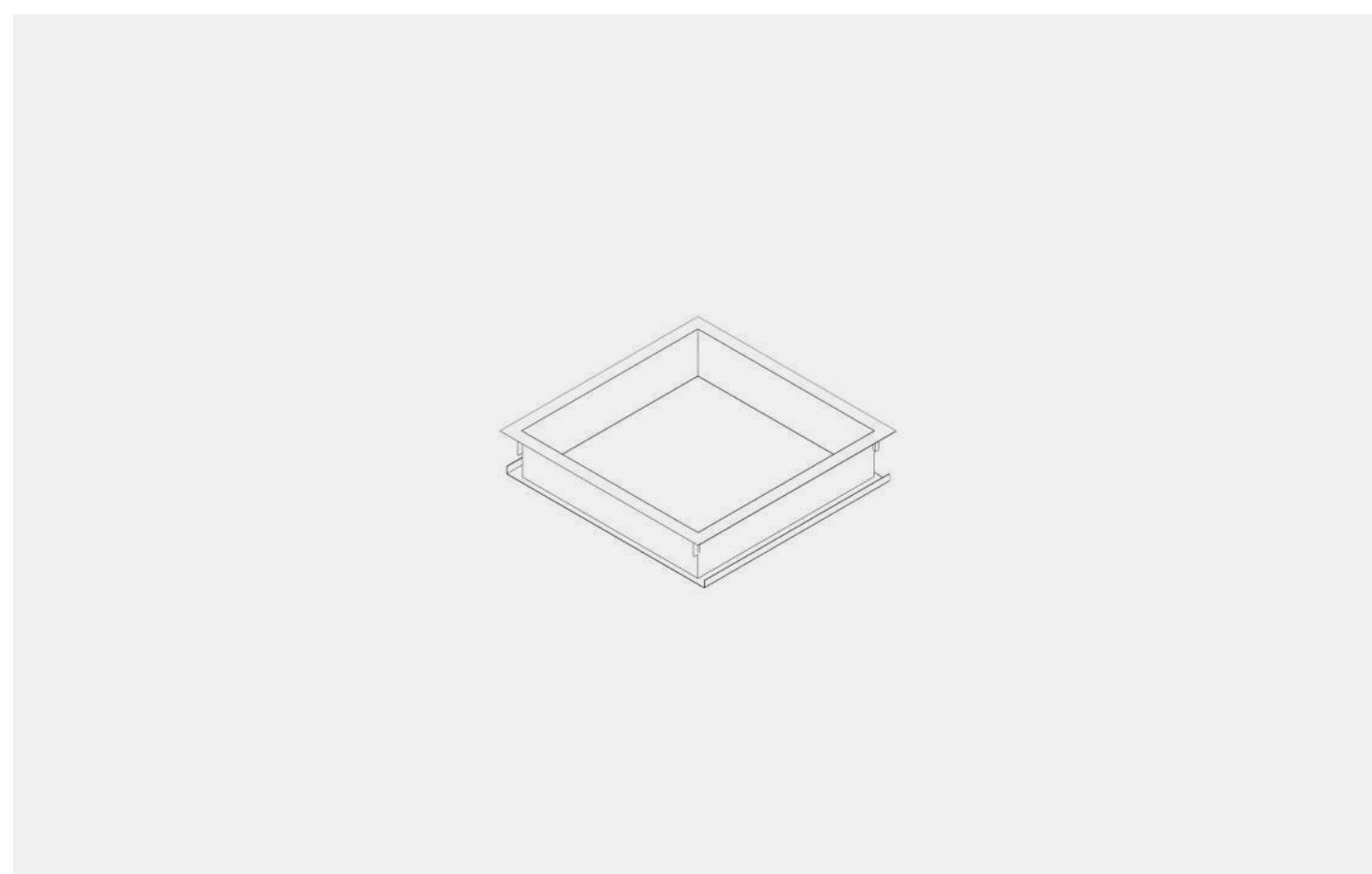


**Open ceiling module 1010**

Colors:



Dimensions	mm	in.
Width	1008	39.69
Depth	1008	39.69
Height	70	2.76
Weight	kg	lbs
Module	4	8.82

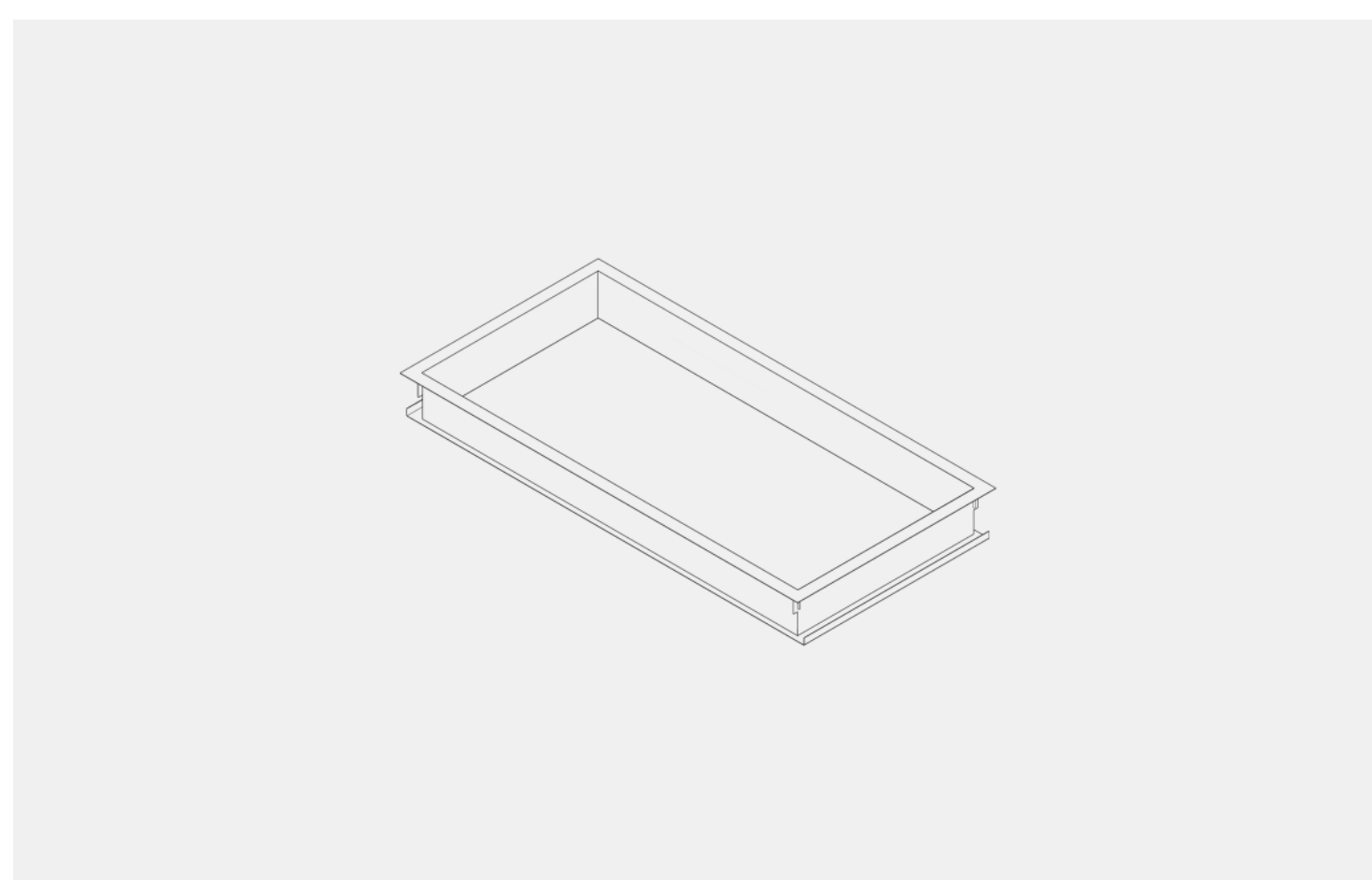


**Open ceiling module corner**

Colors:



Dimensions	mm	in.
Width	502	19.76
Depth	502	19.76
Height	70	2.76



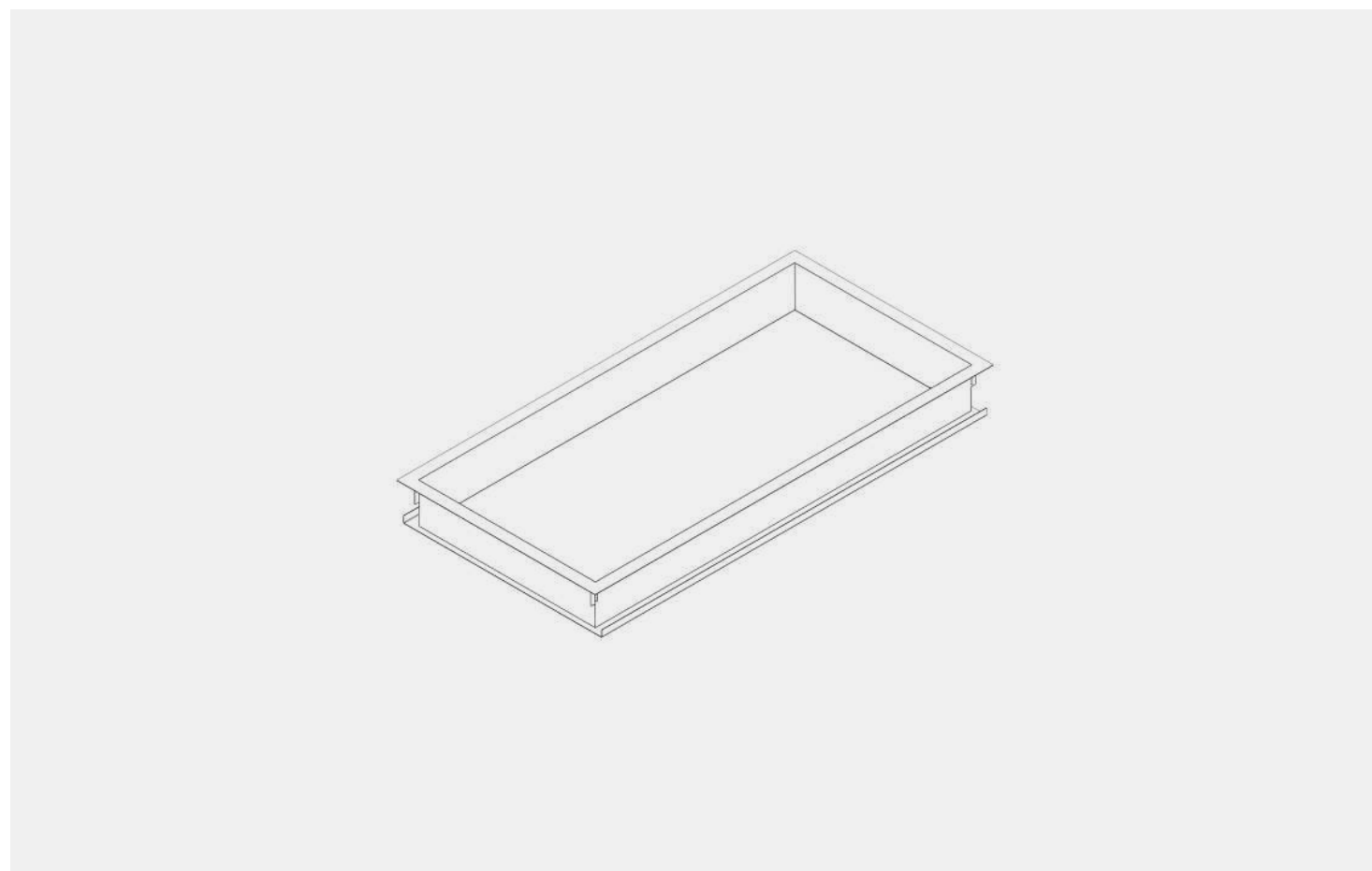
**Open ceiling module 505 transverse**

Colors:



Dimensions	mm	in.
Width	1008	39.69
Depth	502	19.76
Height	70	2.76






**Open ceiling module 505 lengthwise**

Colors:



Dimensions	mm	in.
Width	1008	39.69
Depth	502	19.76
Height	70	2.76






**Overhanging ceiling profile**

Colors:



Dimensions	mm	in.
Width	1497,4	58.95
Depth	65	2.56
Height	70	2.76
Weight	kg	lbs
<b>Profile</b>	<b>12,5</b>	<b>27.55</b>
powder coated metal		




**Ceiling profile**

Colors:



Dimensions	mm	in.
Width	61	2.4
Depth	65	2.56
Height	1515	59.65
Weight	kg	lbs
<b>Profile</b>	<b>11,5</b>	<b>25.35</b>
powder coated metal		

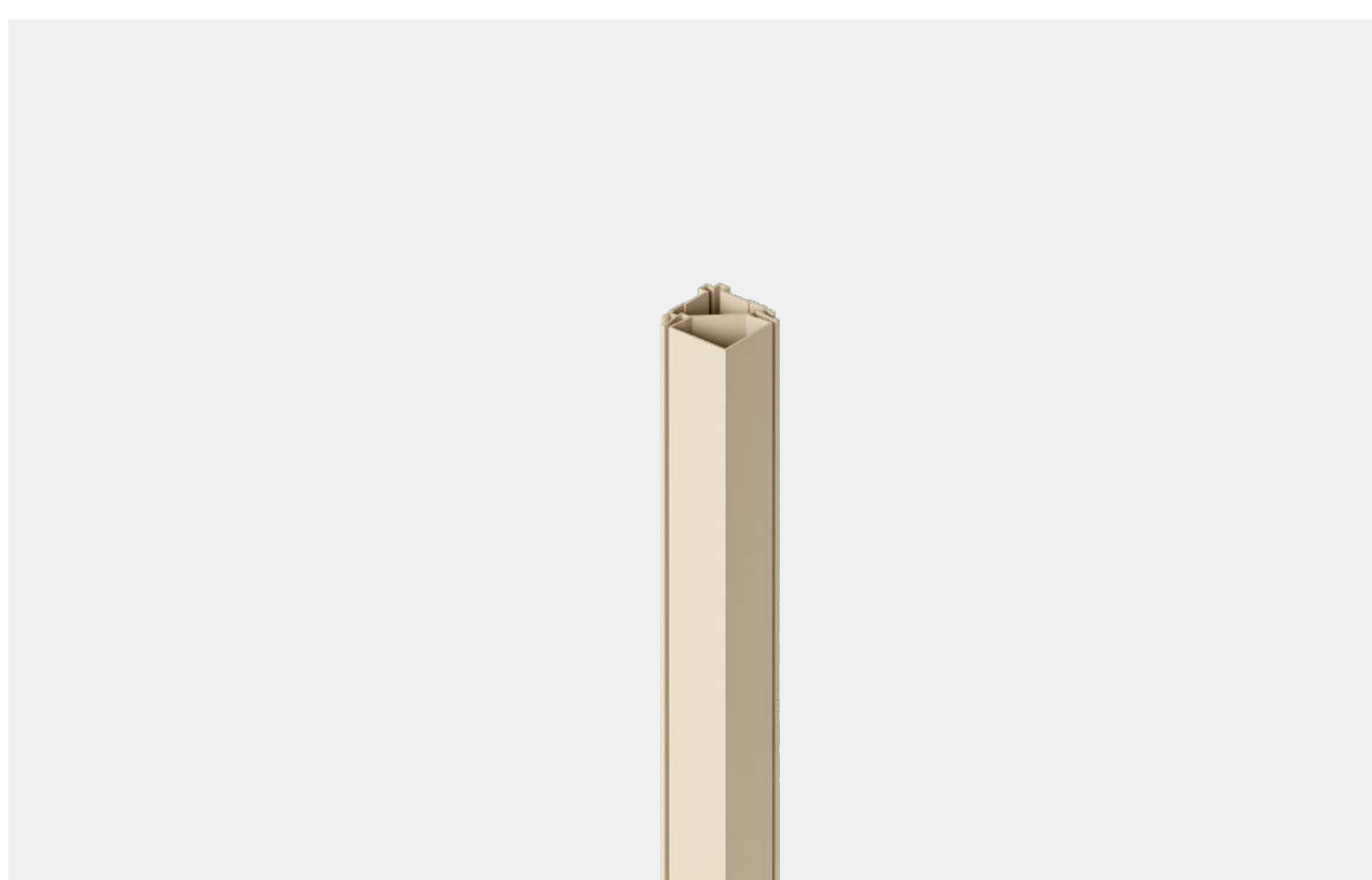


**Ceiling end profile**

Colors:



Dimensions	mm	in.
Width	1515	59.65
Depth	65	2.56
Height	30,5	1.2




**Corner profile**

Colors:



Dimensions	mm	in.
Width	2303	90.67
Depth	76,8	3.02
Height	76,8	3.02
Weight	kg	lbs
Profile	5,5	12.12
powder coated metal		




**T profile**

Colors:



Dimensions	mm	in.
Width	2303	90.67
Depth	83,6	3.29
Height	76,8	3.02

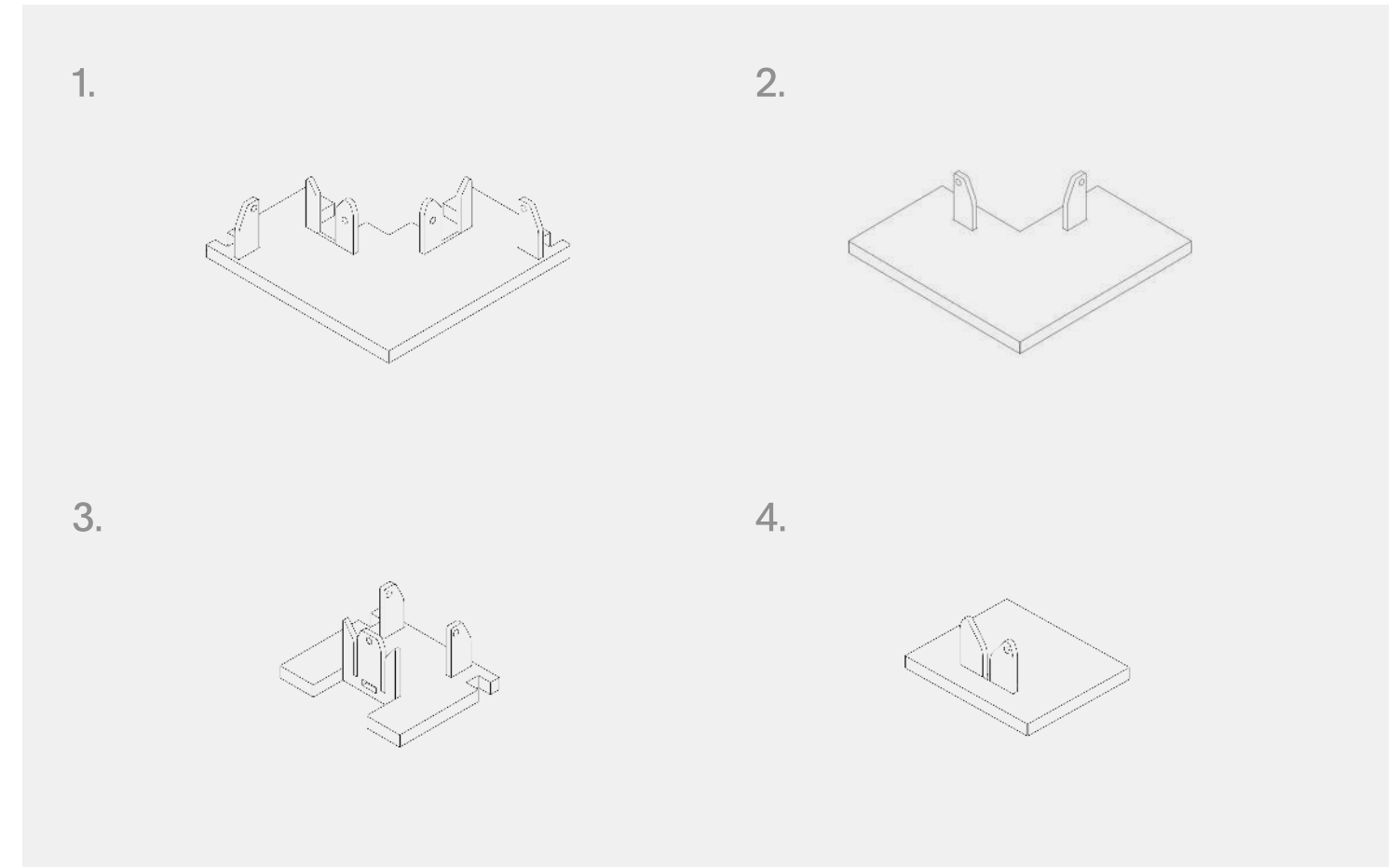
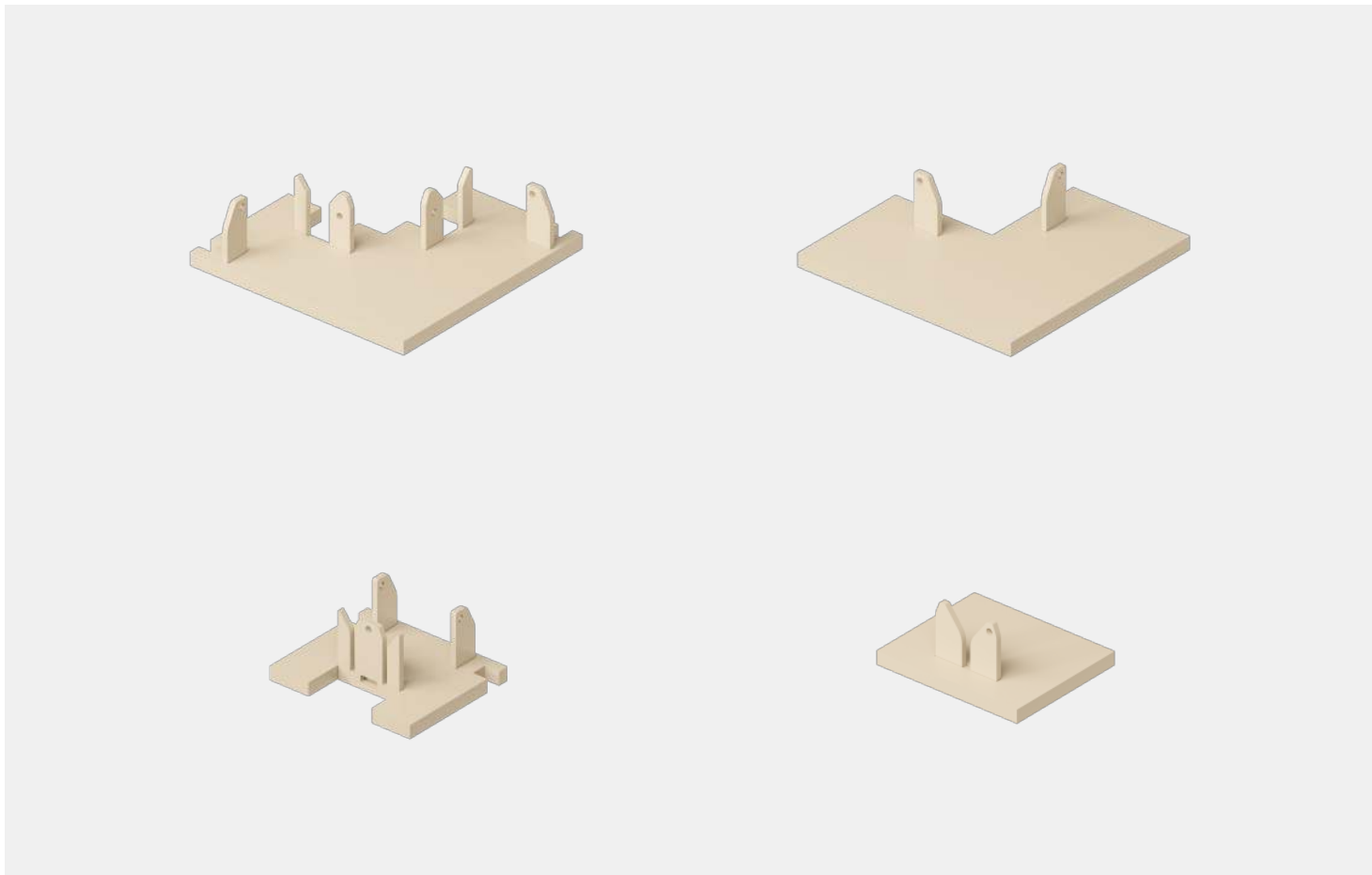


**End profile**

Colors:



Dimensions	mm	in.
Width	2303	90.67
Depth	70	2.76
Height	17,6	0.69



**Top and bottom connectors**

Colors:



- 1. Top corner connector
- 2. Bottom corner connector
- 3. Top wall connector
- 4. Bottom wall connector

# Furniture and accessories

# Arrange ultimate work comfort

To efficiently use every inch of space, OmniRoom system includes a set of wall-mounted, tailor-made furniture. All elements are designed purposely to fit like a glove to OmniRoom modules size and design and ensure the best possible ergonomics.

The set includes dozens of elements like desks, tables, cabinets, shelves, and much more. All are created in the same style to give your OmniRoom a coherent, stylish look.






# Wall-mounted system

Hang every add-on on any height of any wall, inside or out, and rearrange freely – it's that simple! All thanks to the specially designed hook system.



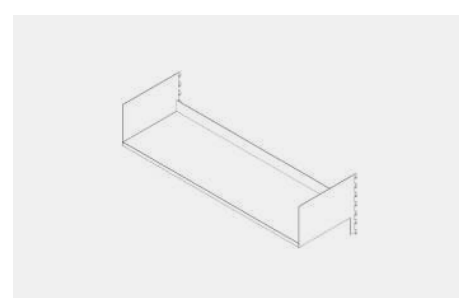
Shelves and cabinets



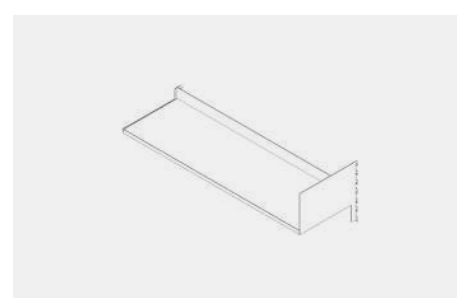
Shallow shelf



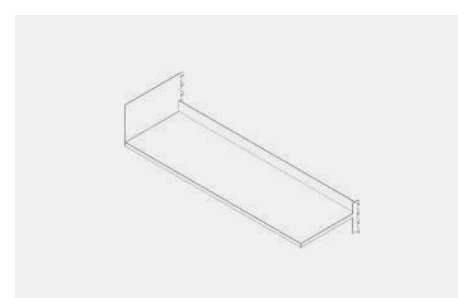
Deep shelf



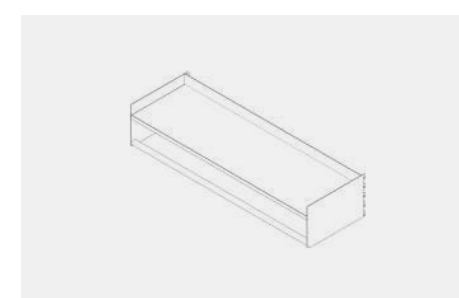
Deep shelf with bookends



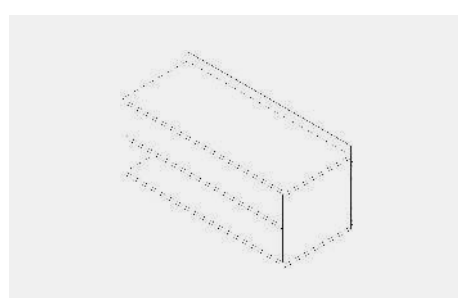
Deep shelf with right bookend



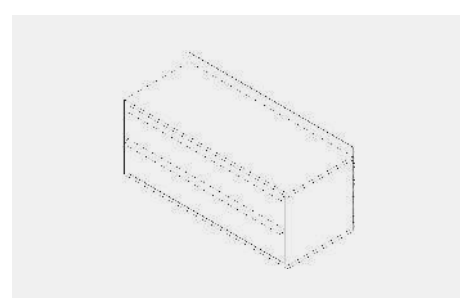
Deep shelf with left bookend



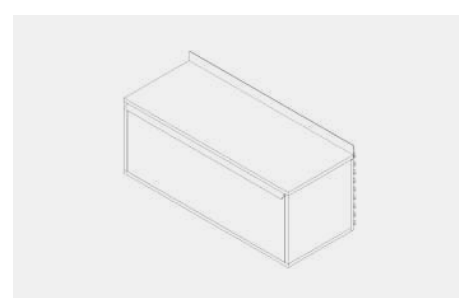
Deep shelf with rail




Open shelf cabinet



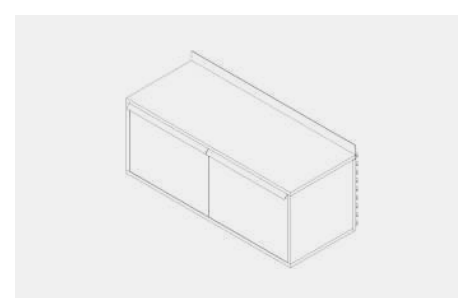
Two-drawer cabinet



Deep drawer cabinet

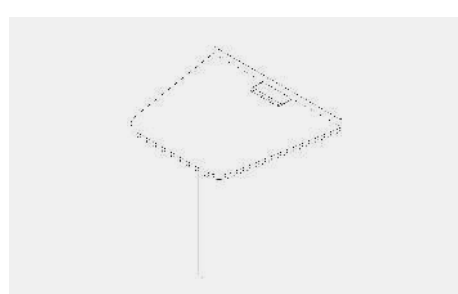


Sliding door cabinet

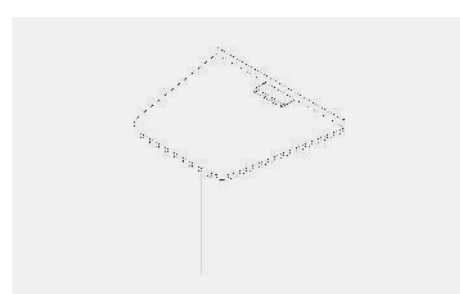


Hinged door cabinet

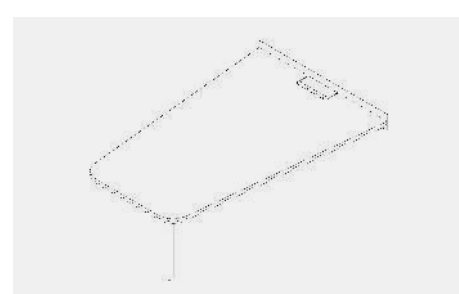
Tables and desks



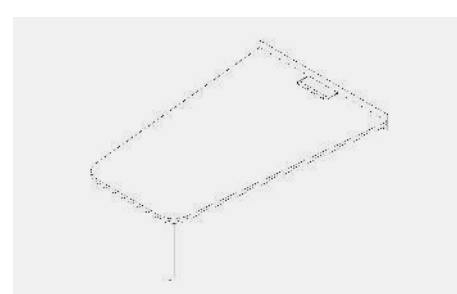
Low table for 2-3 people



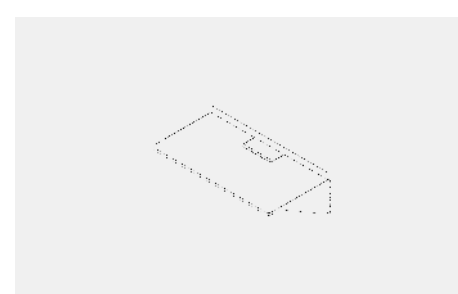
High table for 2-3 people



Low table for 3-5 people




High table for 3-5 people

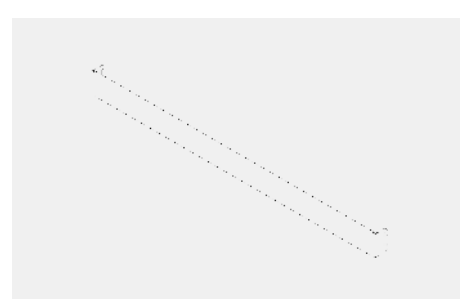


Desk

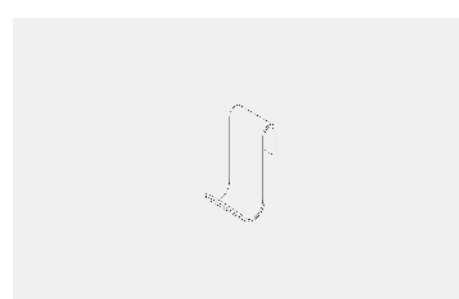
Accessories



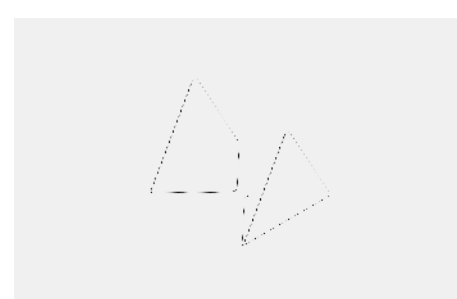
Whiteboard



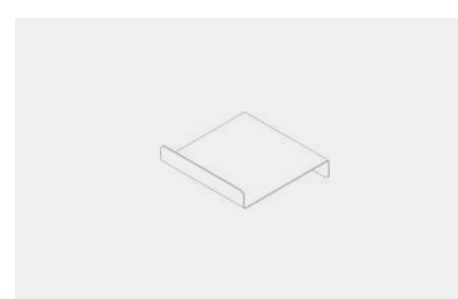
Display rail



Display rail hook




Bookend



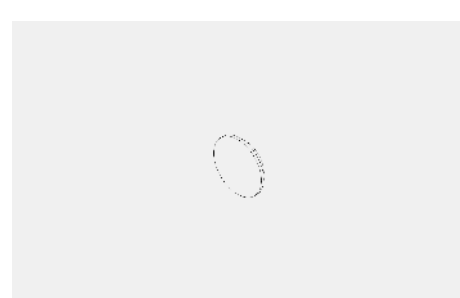
Display stand



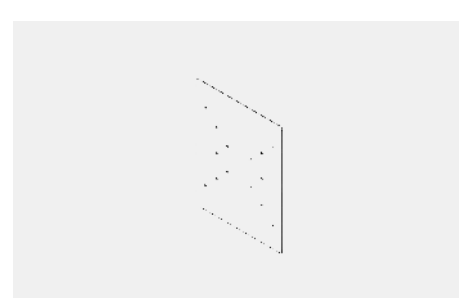
Phone holder



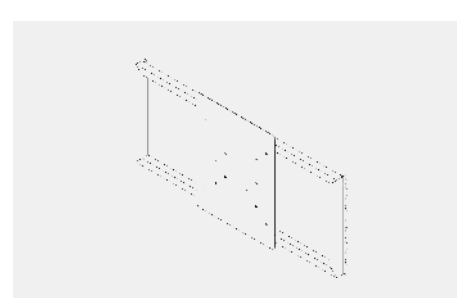
Wall hook




Magnet



Central TV hanger

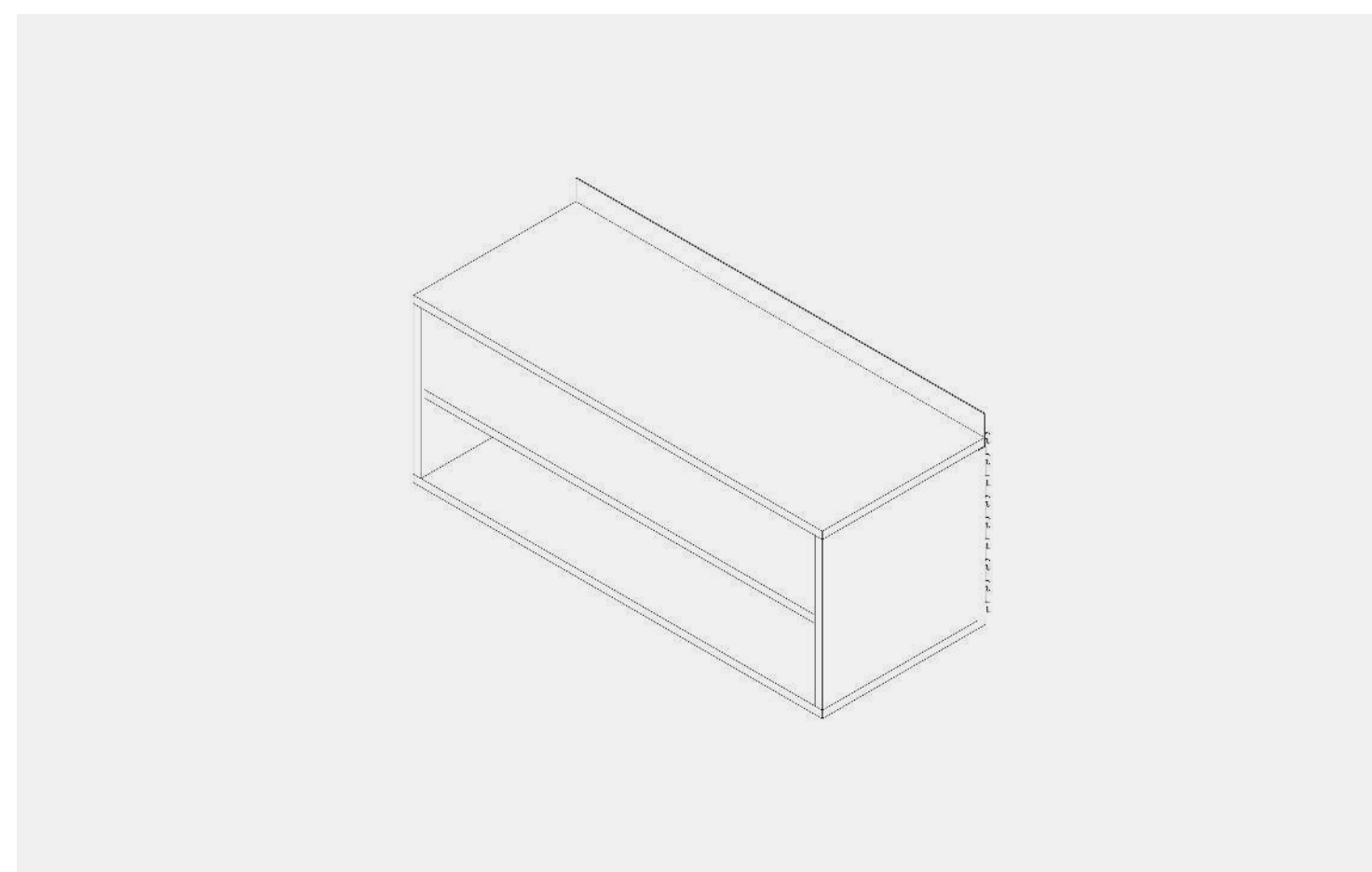


One profile TV hanger



Curtain rail



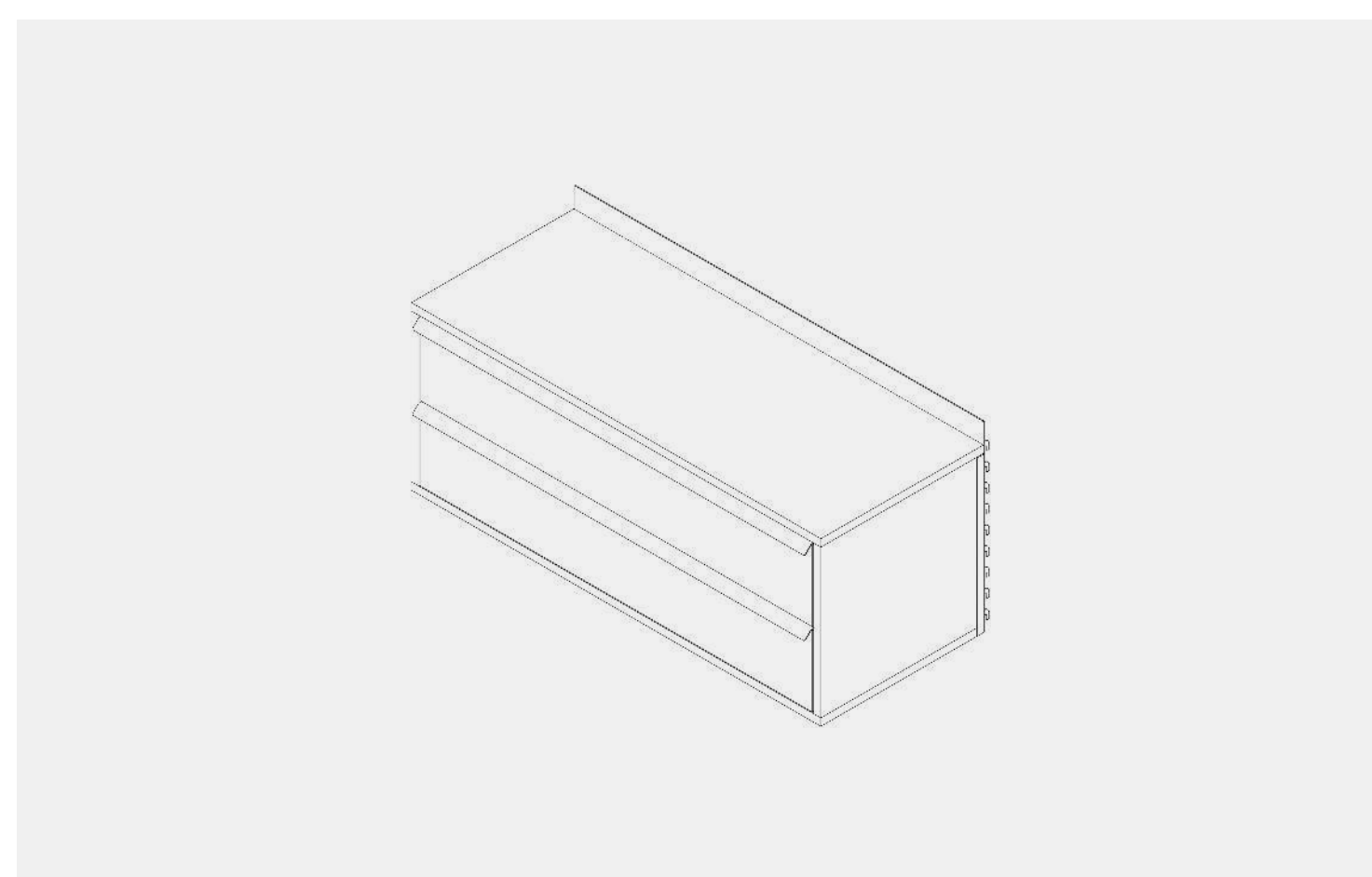


**Open shelf cabinet**

Construction colors:



Dimensions	mm	in.
Width	1007	39.65
Depth	402	15.83
Height	450	17.72
Weight	kg	lbs
Weight	23,5	51.79
Max. load	20	44.08

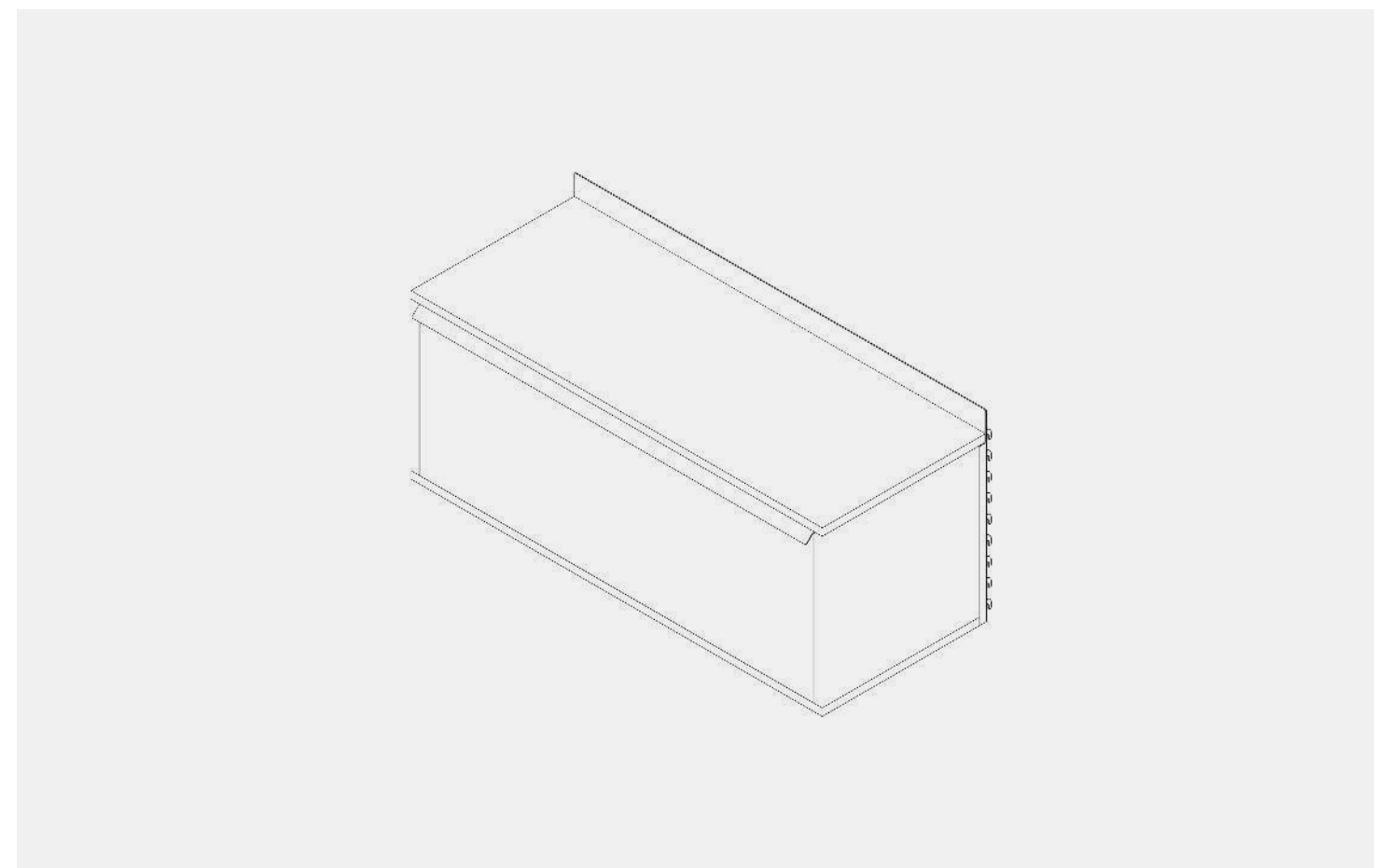


**Two-drawer cabinet**

Construction colors:



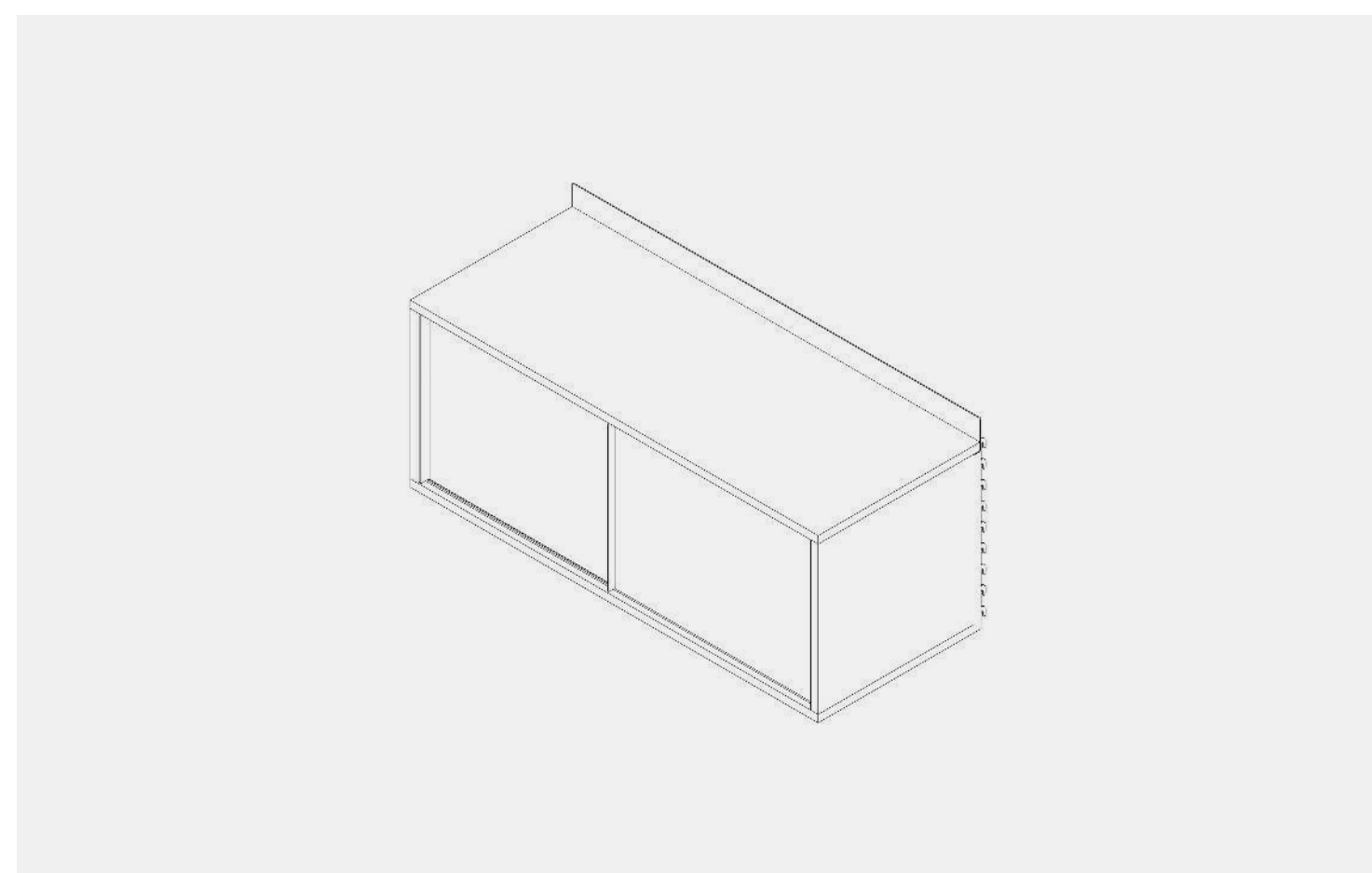
Dimensions	mm	in.
Width	1007	39.65
Depth	402	15.83
Height	450	17.72
Weight	kg	lbs
Weight	38,5	62.81
Max. load	20	44.08



**Deep drawer cabinet**

Dimensions	mm	in.
Width	1007	39.65
Depth	402	15.83
Height	450	17.72
Weight	kg	lbs
Weight	34	74.94
Max. load	20	44.08

Construction colors:

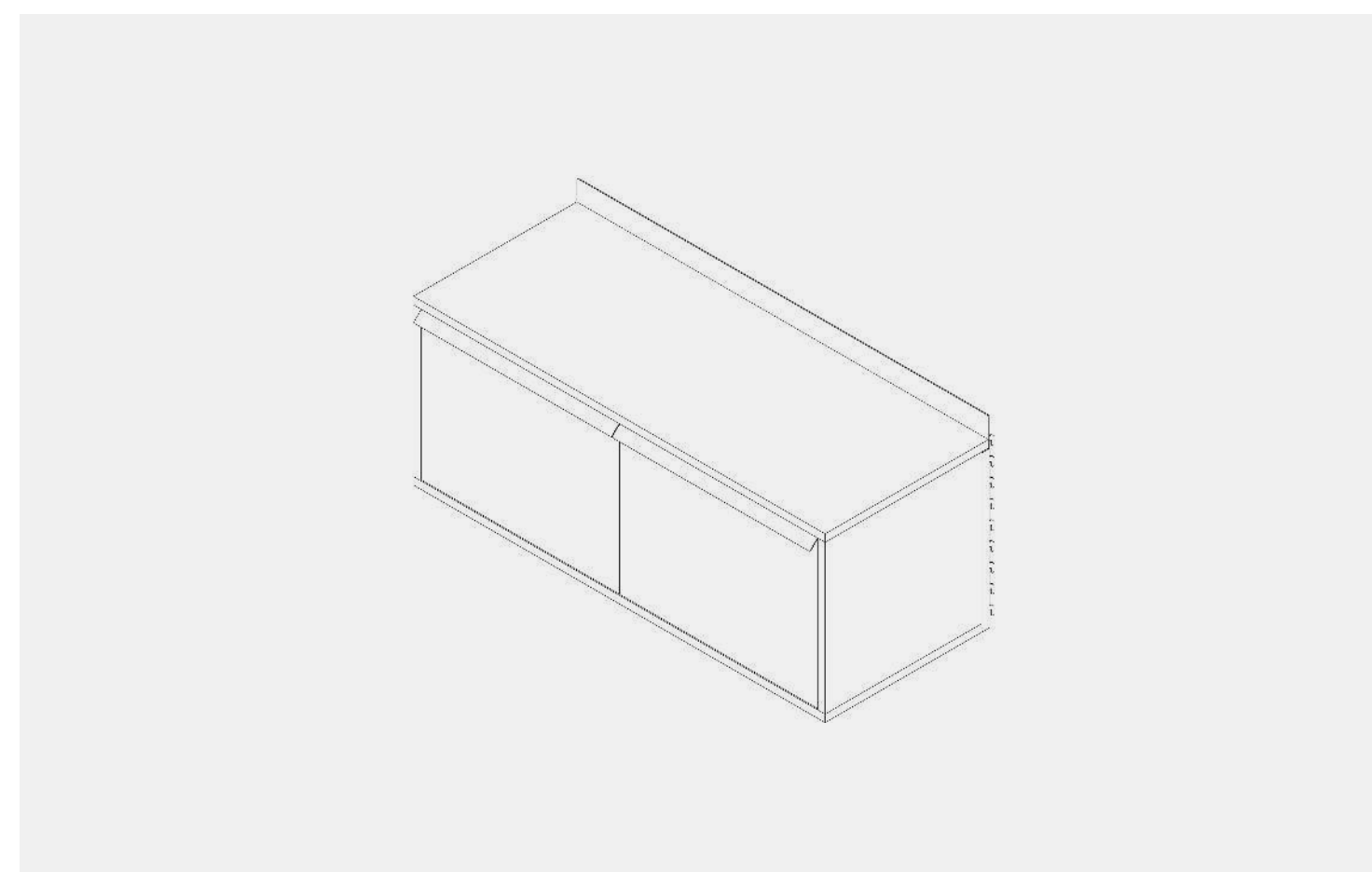


**Sliding door cabinet**

Dimensions	mm	in.
Width	1007	39.65
Depth	402	15.83
Height	450	17.72
Weight	kg	lbs
Weight	21	48.28
Max. load	20	44.08

Construction colors:







**Hinged door cabinet**

Construction colors:



Dimensions	mm	in.
Width	1007	39.65
Depth	402	15.83
Height	450	17.72
Weight	kg	lbs
Weight	TBA	TBA
Max. load	20	44.08




**Shallow shelf**

Construction colors:



Dimensions	mm	in.
Width	987,4	38.87
Depth	124	4.88
Height	102	4.02
Weight	kg	lbs
Weight	2	4.41
Max. load	3	6.61

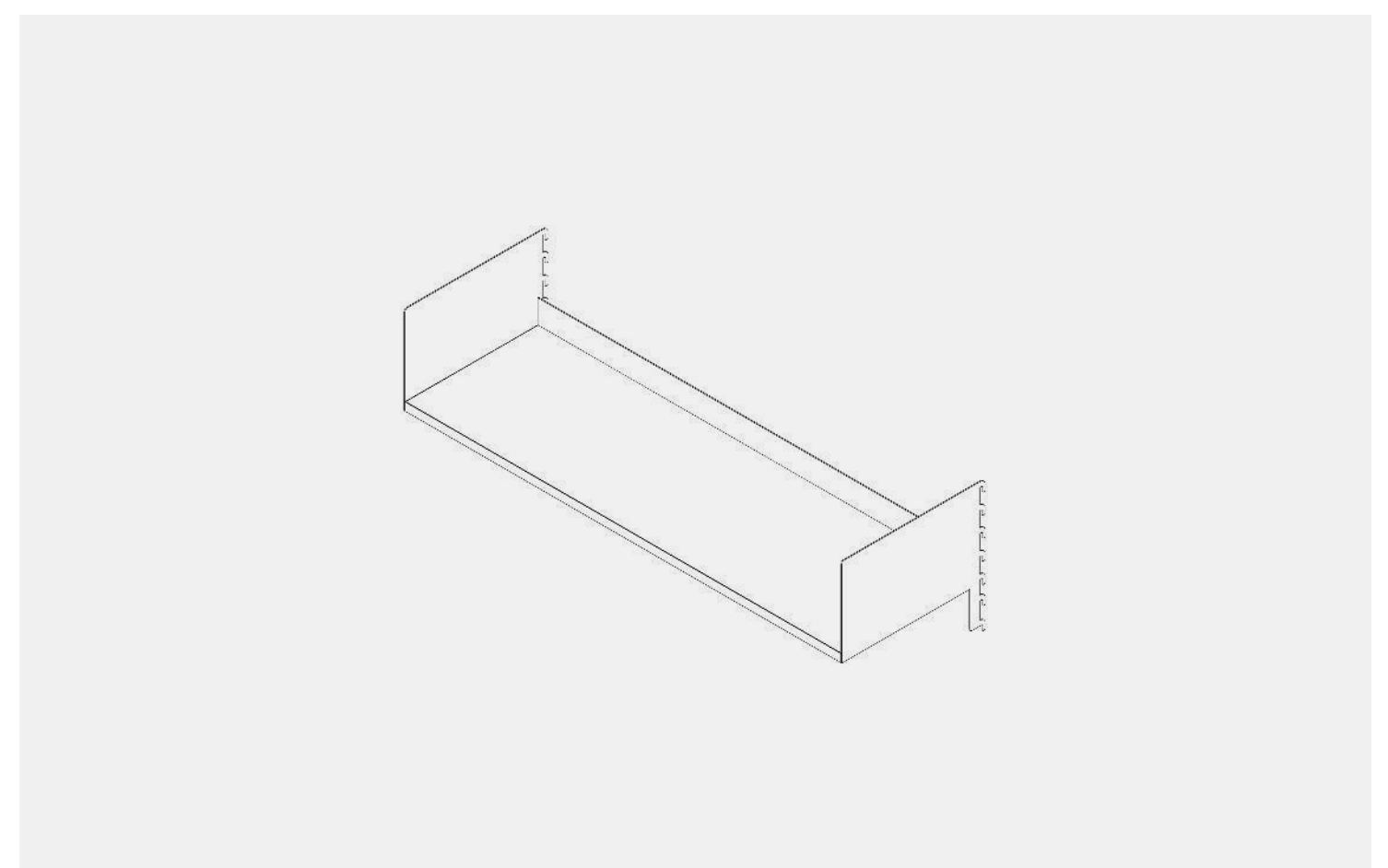


**Deep shelf**

Construction colors:



Dimensions	mm	in.
Width	987,4	38.87
Depth	326	12.83
Height	159	6.26
Weight	kg	lbs
Weight	5	11.02
Max. load	6	13.22

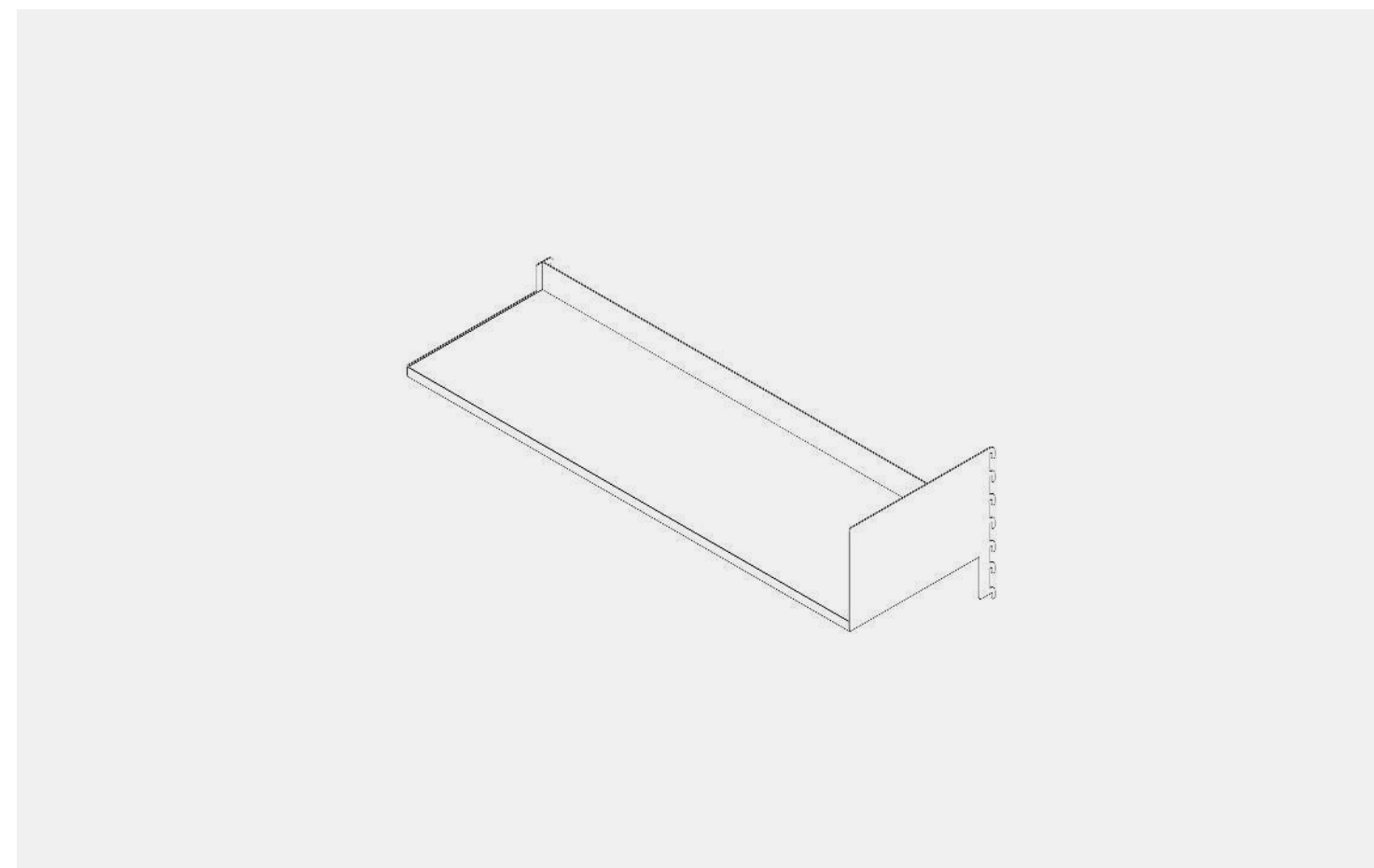


**Deep shelf with bookends**

Construction colors:



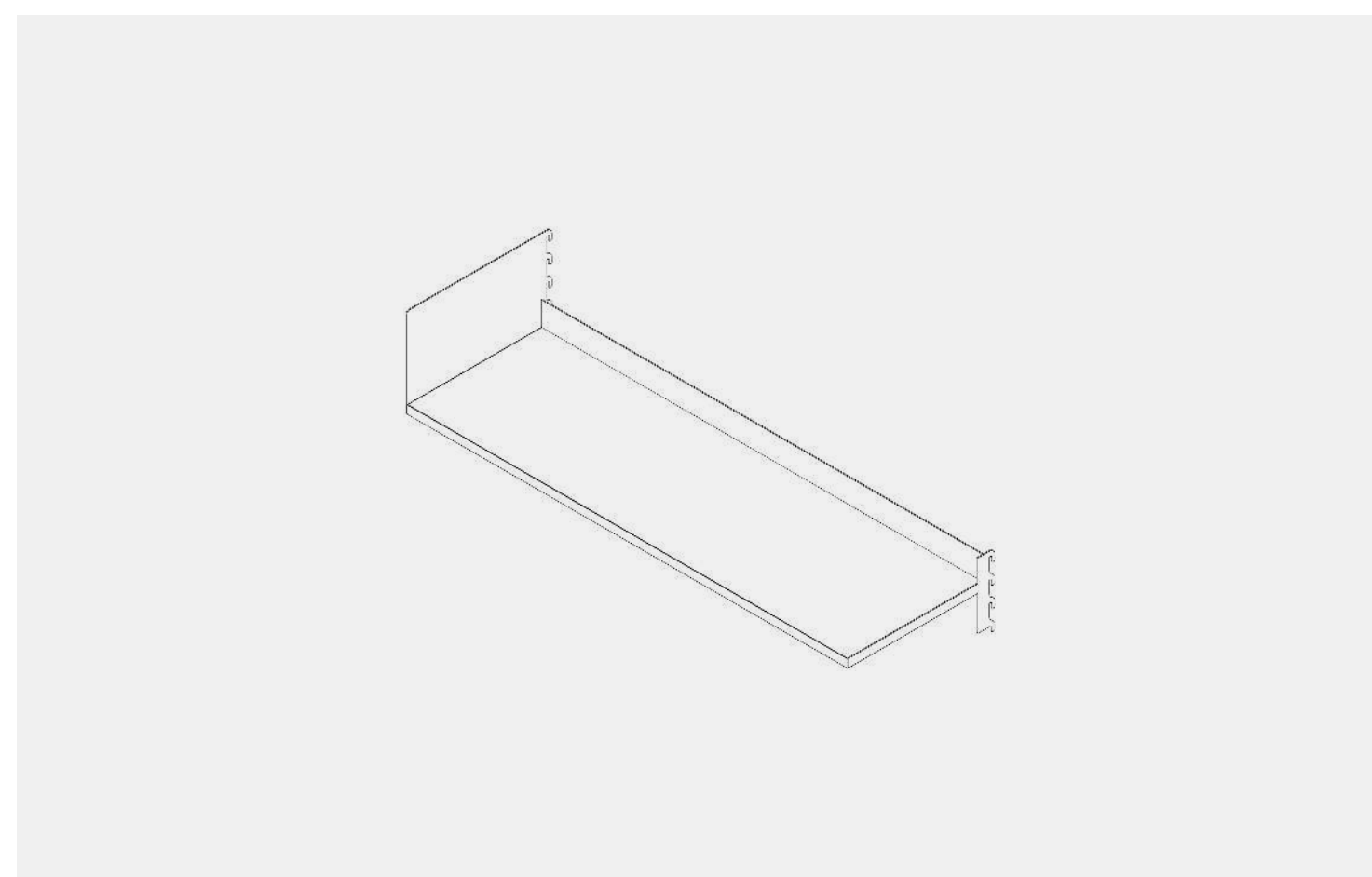
Dimensions	mm	in.
Width	987,4	38.87
Depth	326	12.83
Height	281	11.06
Weight	kg	lbs
Weight	7	15.43
Max. load	10	22.04



**Deep shelf with right bookend**

Dimensions	mm	in.
Width	987,4	38.87
Depth	326	12.83
Height	281	11.06
Weight	kg	lbs
Weight	6	13.22
Max. load	10	22.04

Construction colors:



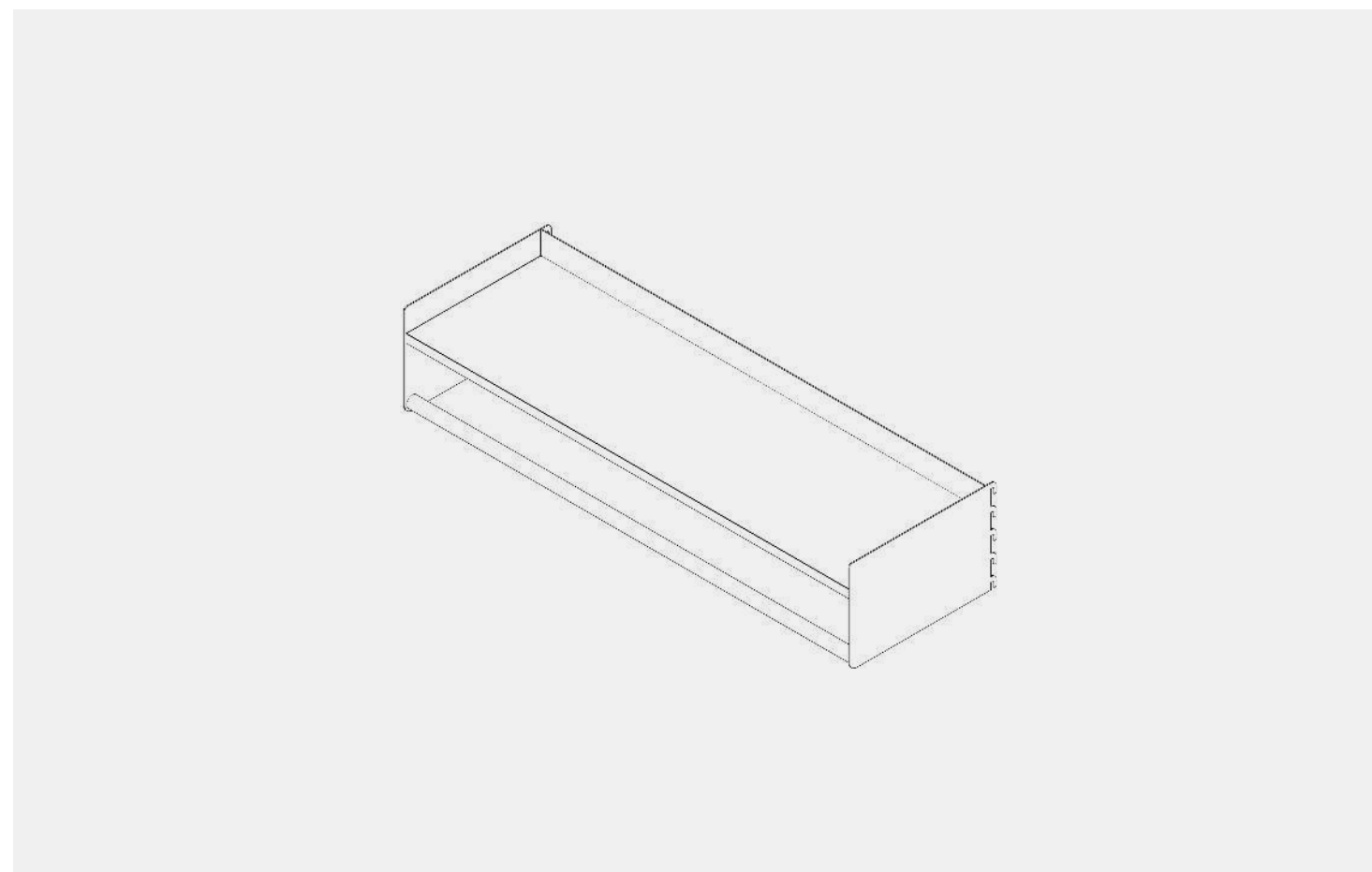
**Deep shelf with left bookend**

Dimensions	mm	in.
Width	987,4	38.87
Depth	326	12.83
Height	281	11.06
Weight	kg	lbs
Weight	6	13.22
Max. load	10	22.04

Construction colors:







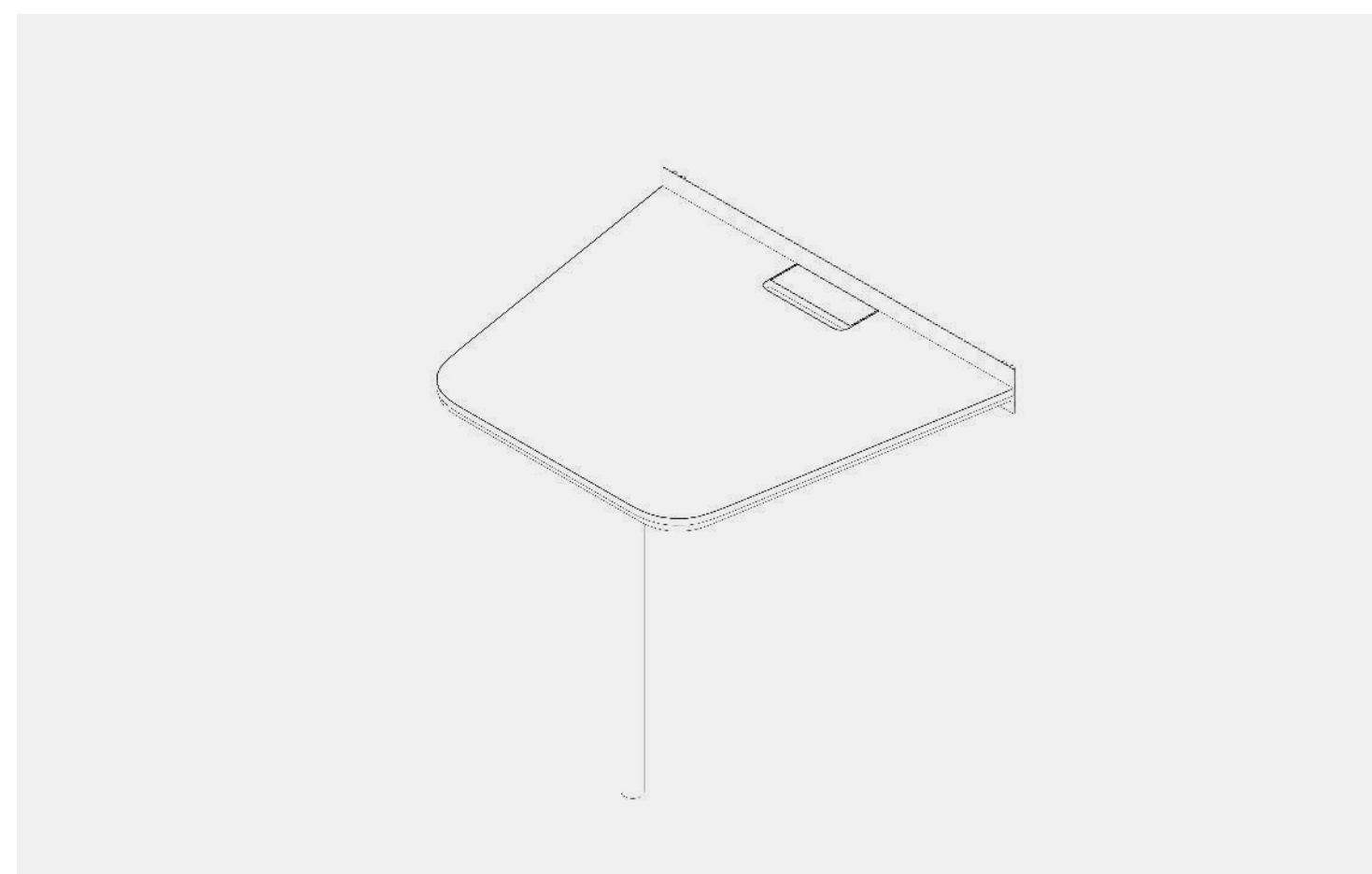
**Deep shelf with rail**

Construction colors:



Dimensions	mm	in.
Width	987,4	38.87
Depth	314	12.36
Height	205	8.07
Weight	kg	lbs
Weight	8	17.63
Max. load	10	22.04

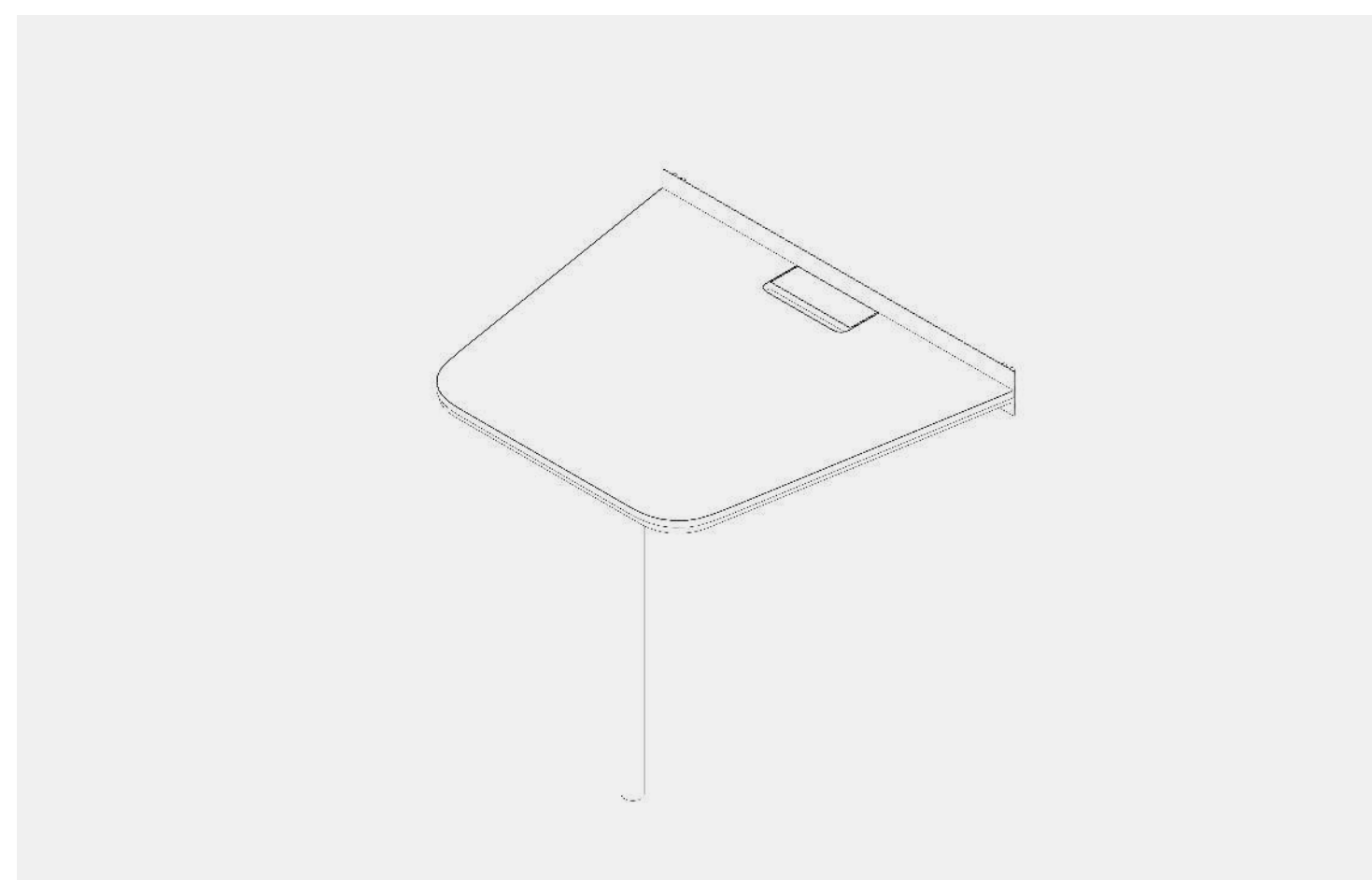




**Low table for 2-3 people**

Dimensions	mm	in.
Width	900	35.43
Depth	1080.8	42.55
Height	798	31.42
Weight	kg	lbs
Weight	TBA	TBA
Max. load	40	88.16

Construction colors:

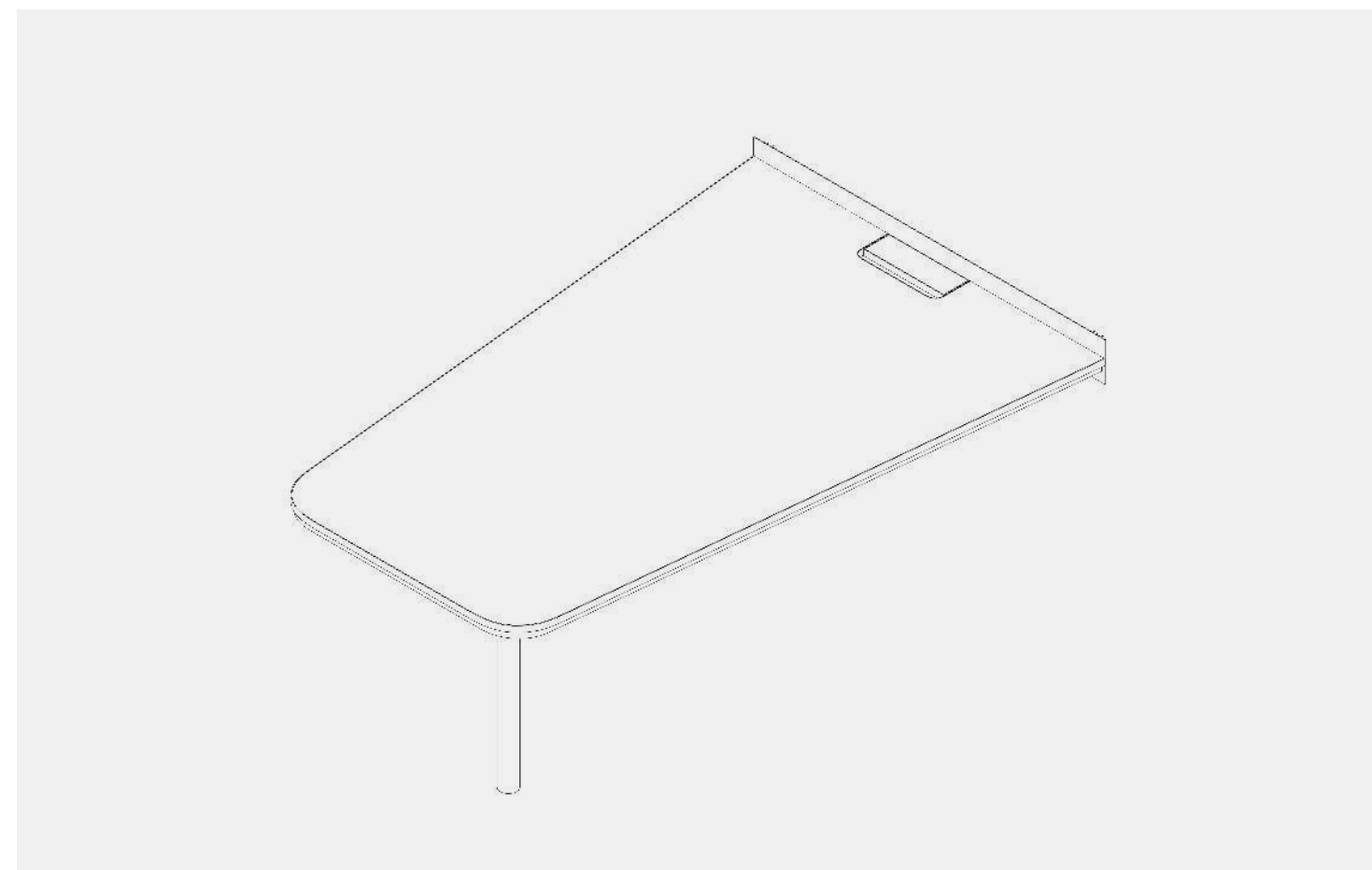


**High table for 2-3 people**

Dimensions	mm	in.
Width	900	35.43
Depth	1080.8	42.55
Height	1018	40.08
Weight	kg	lbs
Weight	TBA	TBA
Max. load	40	88.16

Construction colors:

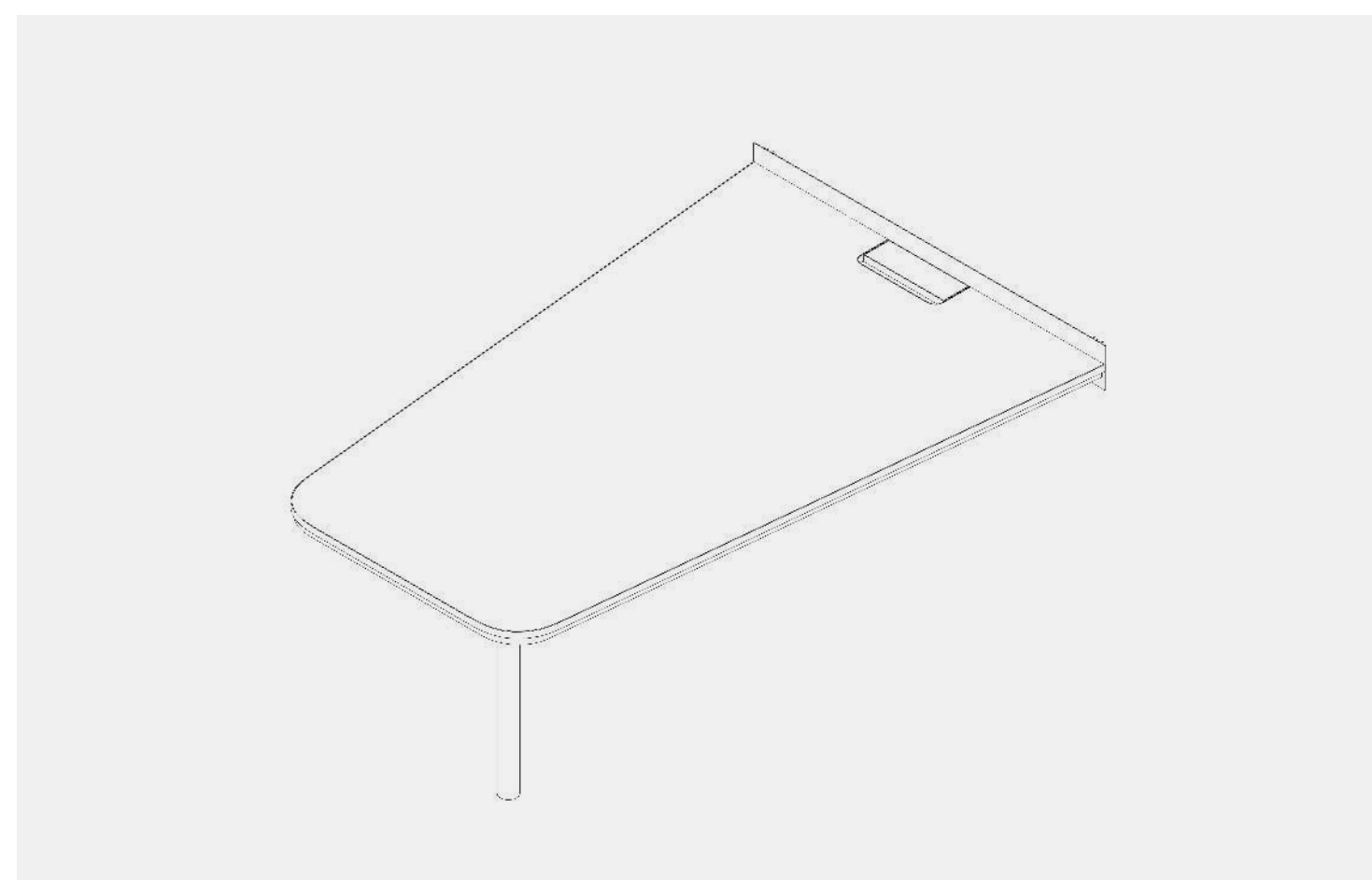




**Low table for 3-5 people**

Dimensions	mm	in.
Width	1650	64.96
Depth	1080.8	42.55
Height	798	31.42
Weight	kg	lbs
Weight	TBA	TBA
Max. load	40	88.16

Construction colors:

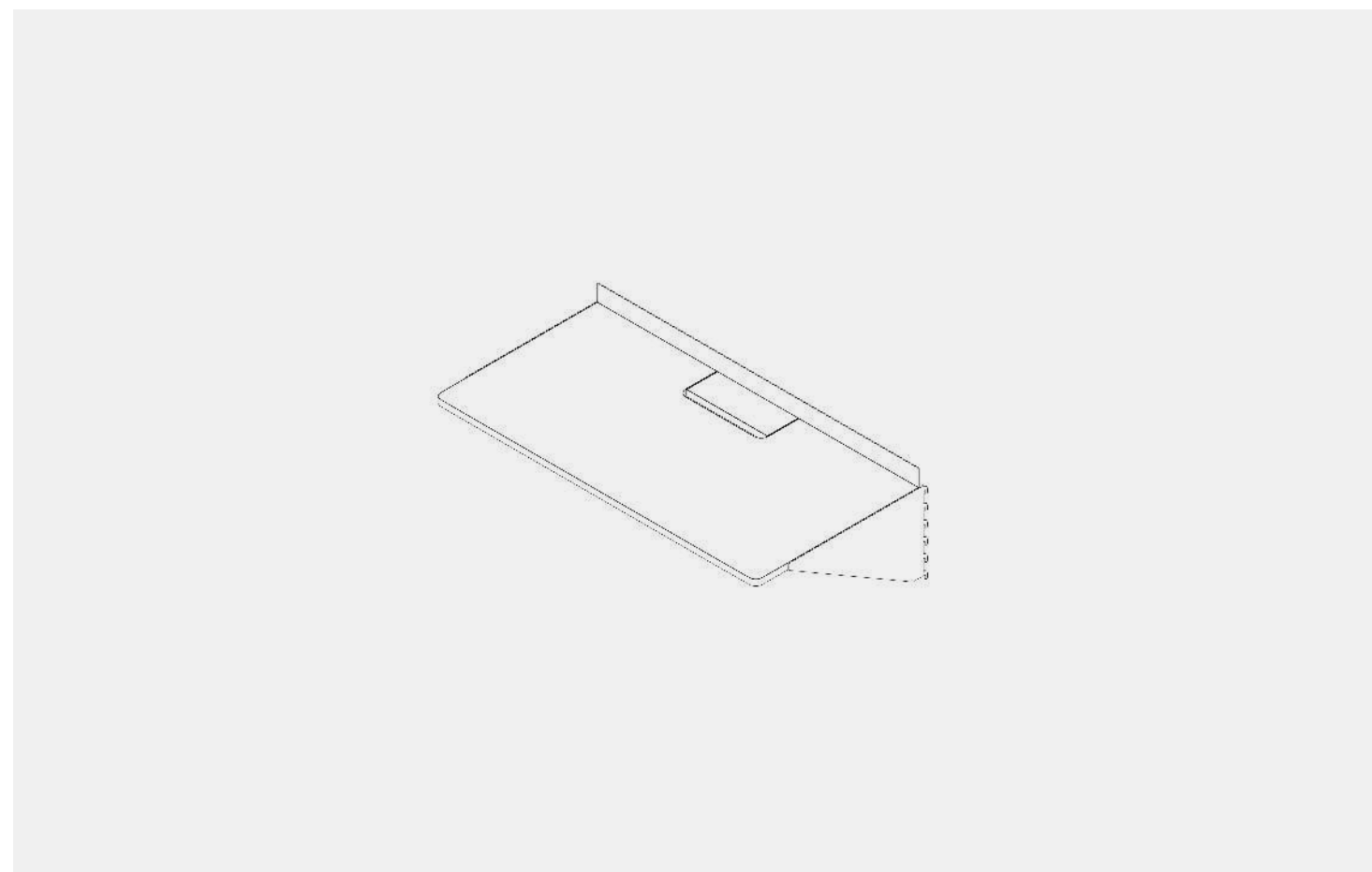


**High table for 3-5 people**

Dimensions	mm	in.
Width	1650	64.96
Depth	1080.8	42.55
Height	1018	40.08
Weight	kg	lbs
Weight	TBA	TBA
Max. load	40	88.16

Construction colors:





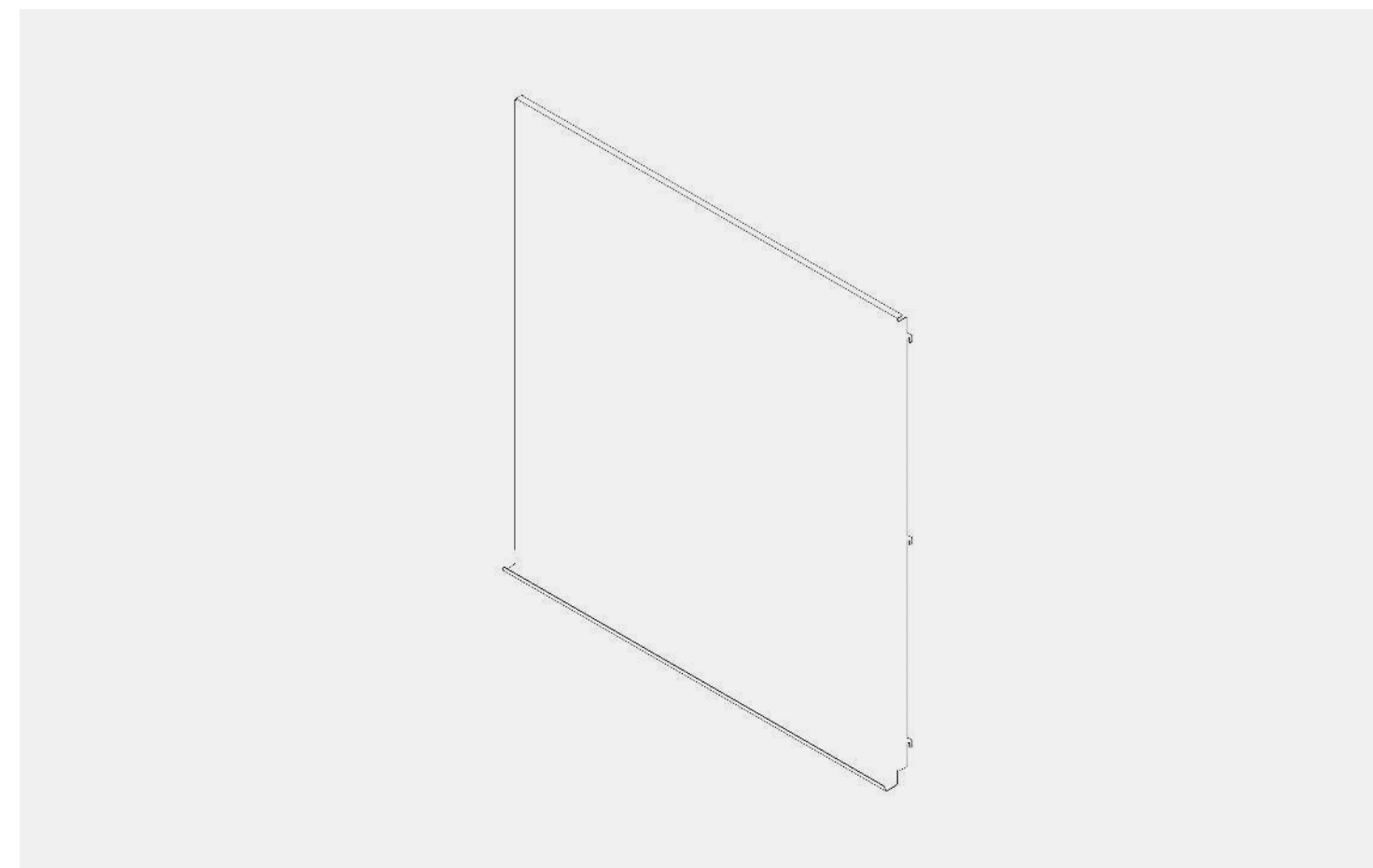

**Desk**

Construction colors:



Dimensions	mm	in.
Width	985.5	38.80
Depth	502	19.88
Height	239	9.41
Weight	kg	lbs
Weight	11.5	25.35
Max. load	20	44.08







**Whiteboard**

Available colors:



Dimensions	mm	in.
Width	986.6	38.84
Depth	56	2.20
Height	1037	40.83
Weight	kg	lbs
Weight	11.2	24.68




**Display rail**

Available colors:



Dimensions	mm	in.
Width	838	32.99
Depth	-	-
Height	55	2.17
Weight	kg	lbs
Weight	1.5	3.31




**Display rail hook**

Available colors:



Dimensions	mm	in.
Width	28	1.1
Depth	34.7	1.37
Height	78.5	3.09



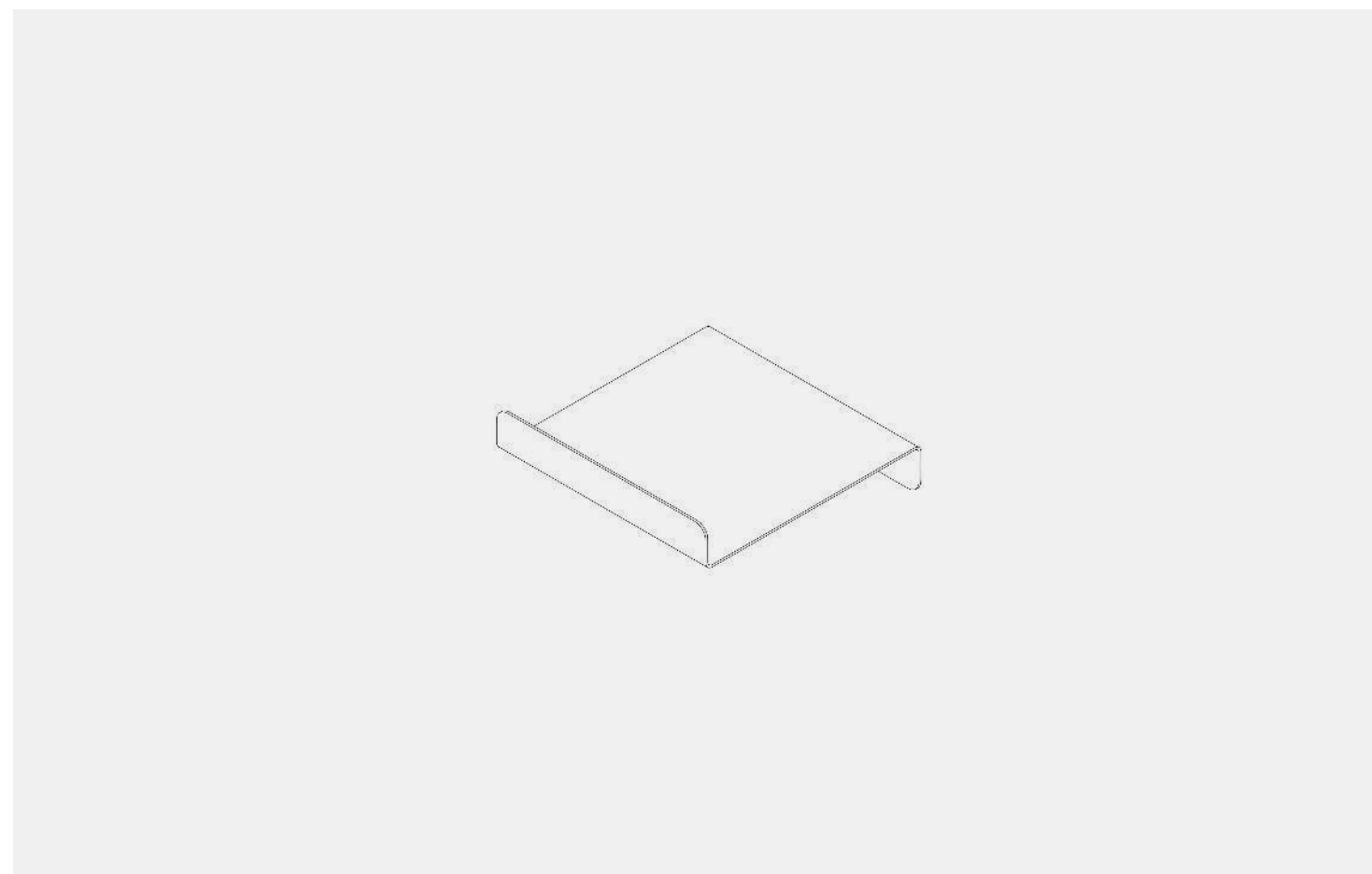
**Bookend**

Available colors:



Dimensions	mm	in.
Width	87	3.43
Depth	-	-
Height	162	6.38



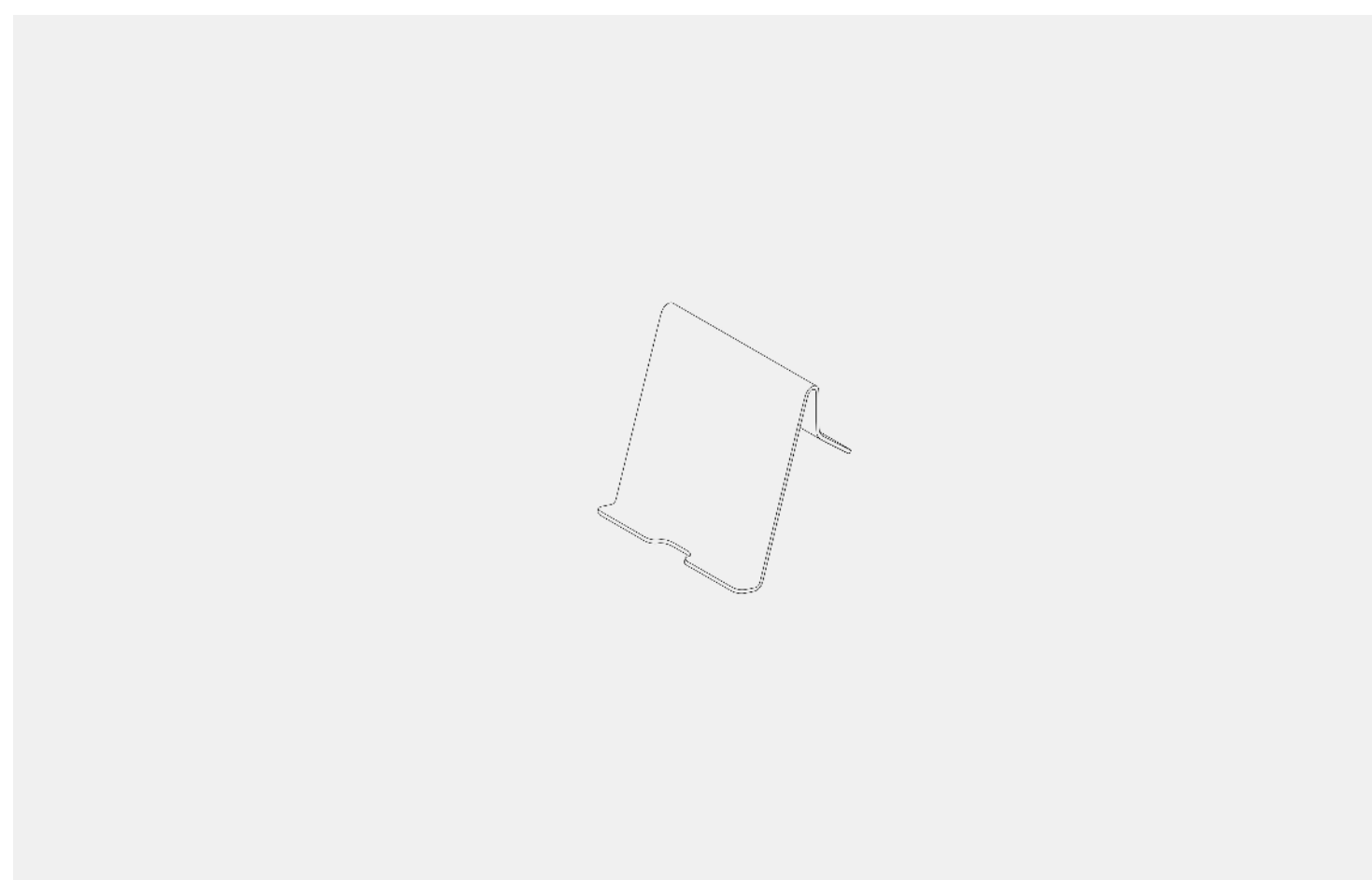


**Display stand**

Available colors:



Dimensions	mm	in.
Width	100	3.94
Depth	-	-
Height	103	4.06



**Phone holder**

Available colors:



Dimensions	mm	in.
Width	63	2.48
Depth	-	-
Height	136	5.35

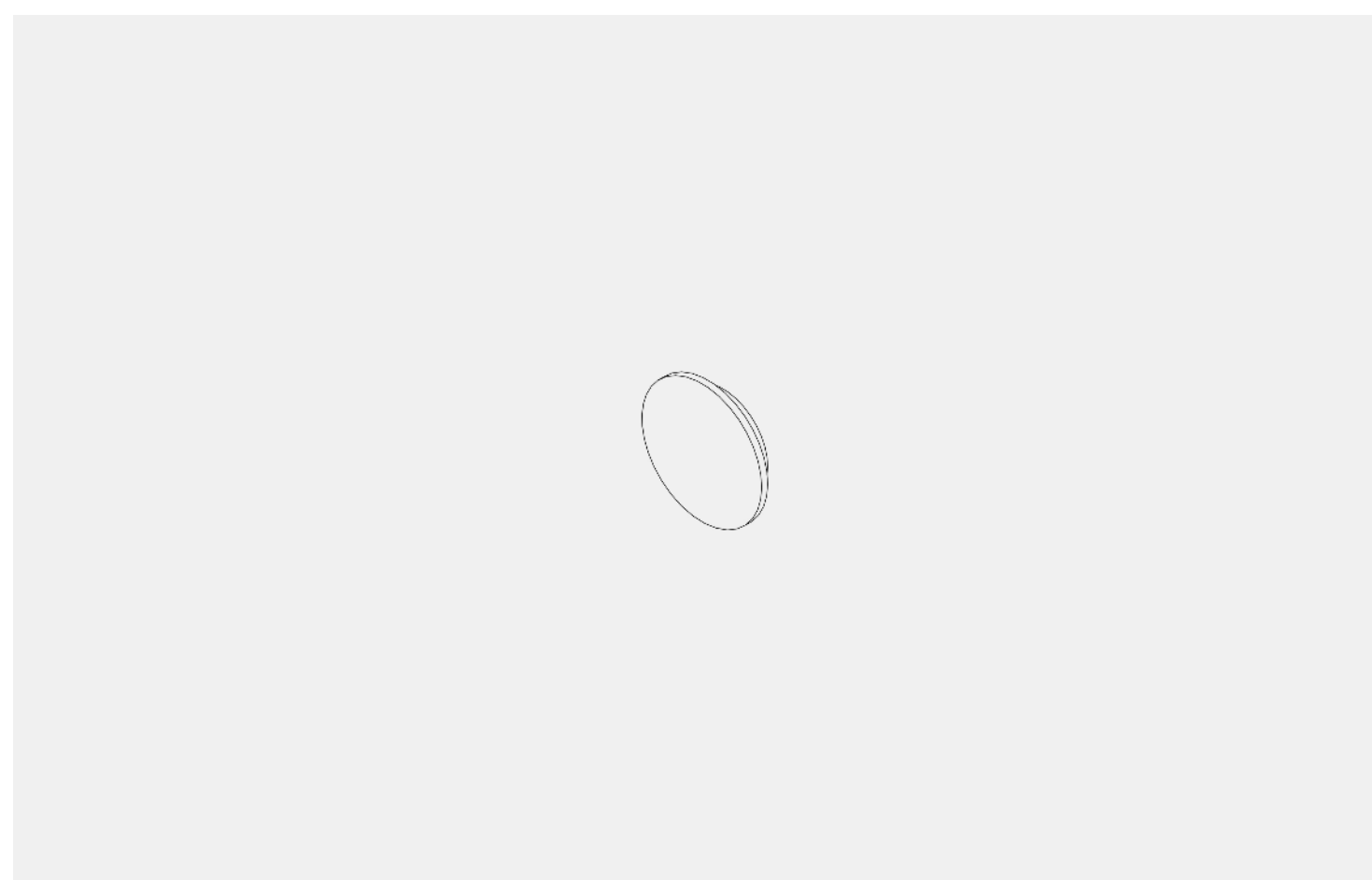



**Wall hook**

Available colors:



Dimensions	mm	in.
Width	24	0.94
Depth	-	-
Height	67	2.64

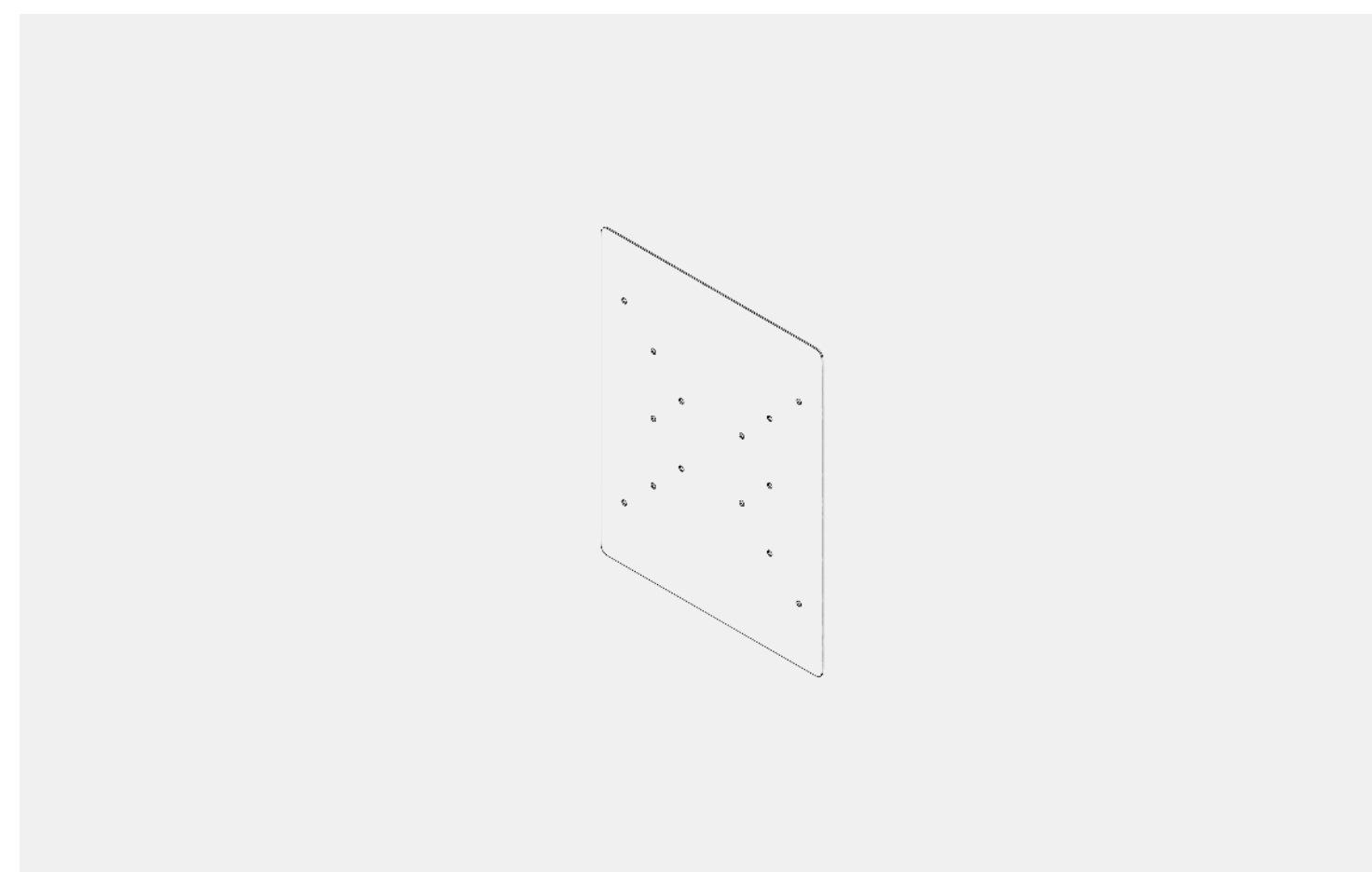
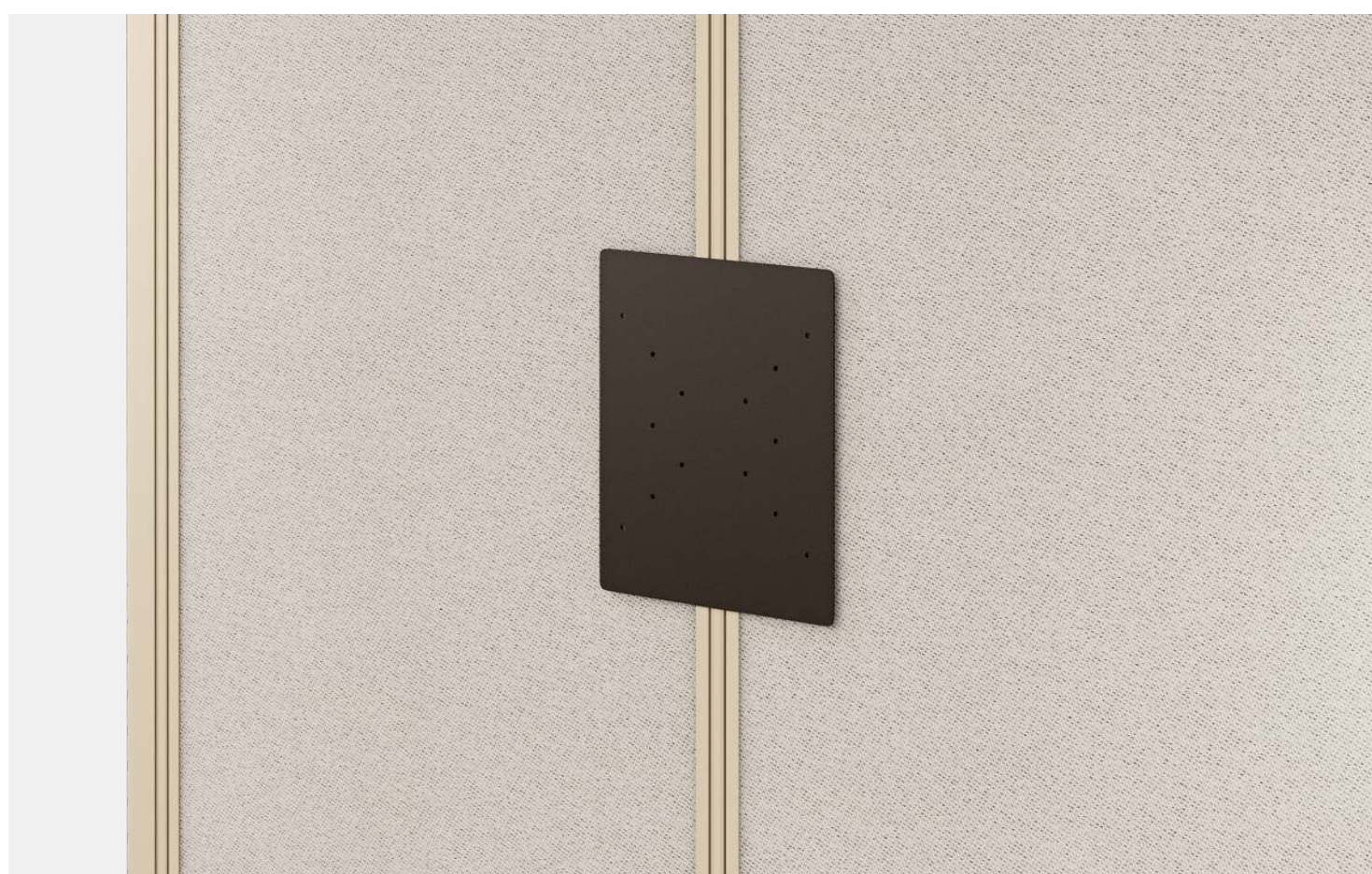


**Magnet**

Available colors:



Dimensions	mm	in.
Width	40	1.57
Depth	-	-
Height	9	0.35



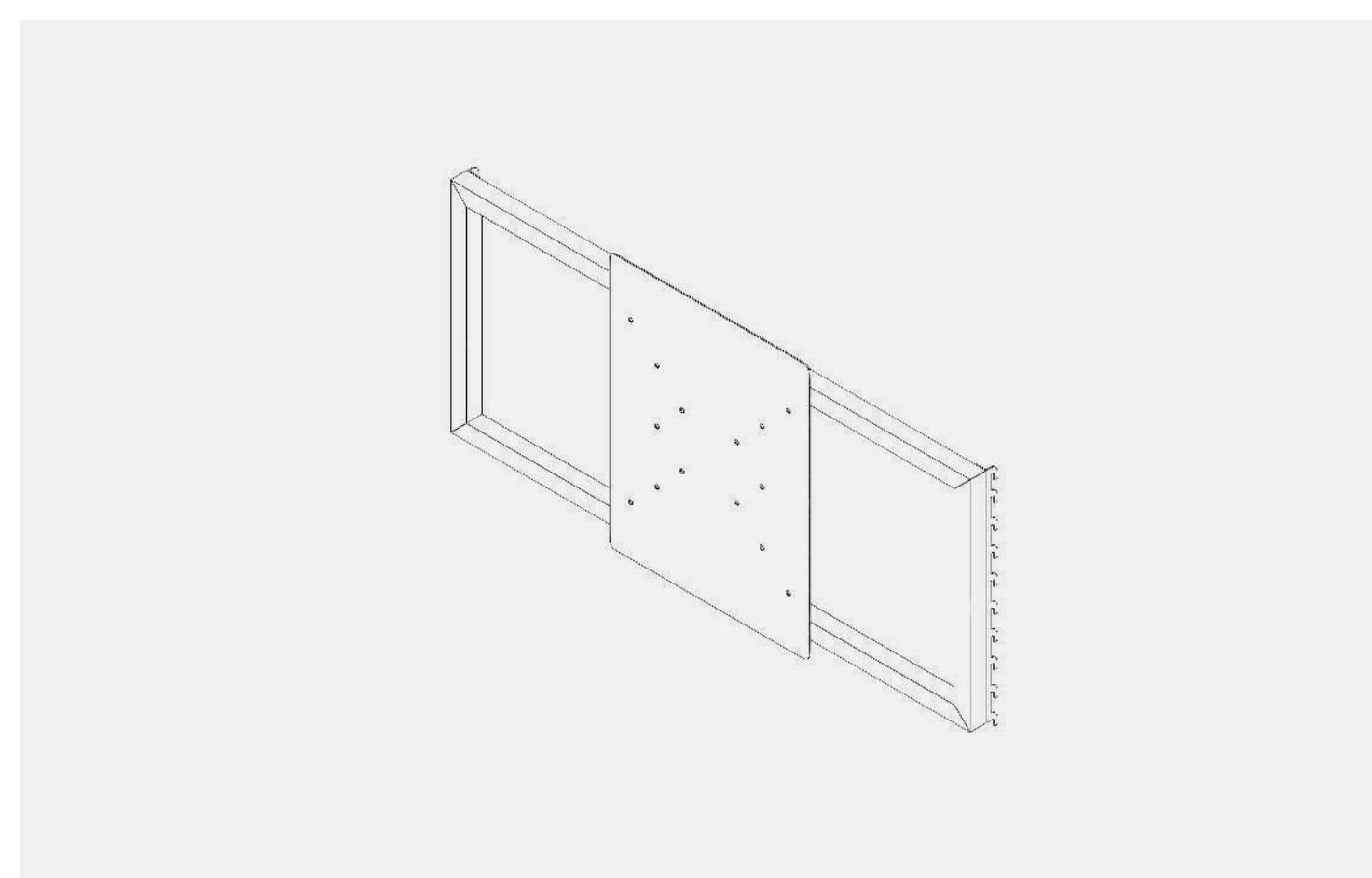

**Central TV hanger**

Standards:  
VESA 100x100/200x200/200x100/300x300

Available colors:



Dimensions	mm	in.
Width	380	14.96
Depth	28	1.10
Height	486	19.13
Weight	kg	lbs
Weight	-	-
Max. load	50	110.23



**One profile TV hanger**

Standards:  
VESA 100x100/200x200/200x100/300x300

Available colors:



Dimensions	mm	in.
Width	987.5	38.88
Depth	80.3	3.16
Height	486	19.13
Weight	kg	lbs
Weight	-	-
Max. load	50	110.23



**Curtain rail**

Available colors:



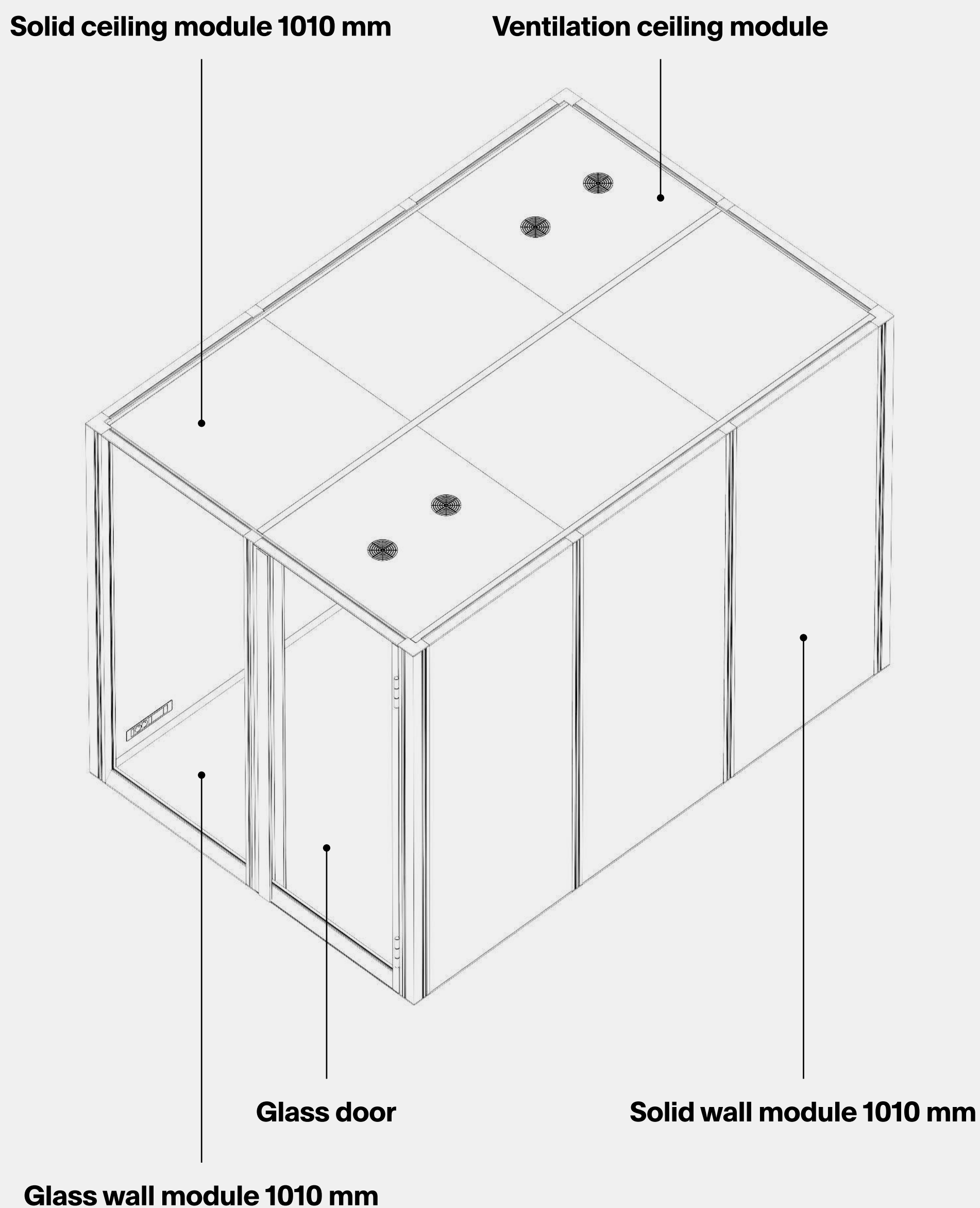
Dimensions	mm	in.
Width	1005	39.57
Depth	49.5	1.95
Height	7.5	0.3
Weight	kg	lbs
Weight	-	-
Max. load	3	6.61

# Sample rooms

# Construction

OmniRoom system elements provide limitless ways of building closed and semi-closed Rooms of different shapes and sizes. Thanks to Click-in System, assembly takes 30 minutes for each 1m<sup>3</sup> with 3 people.

[See all system elements →](#)

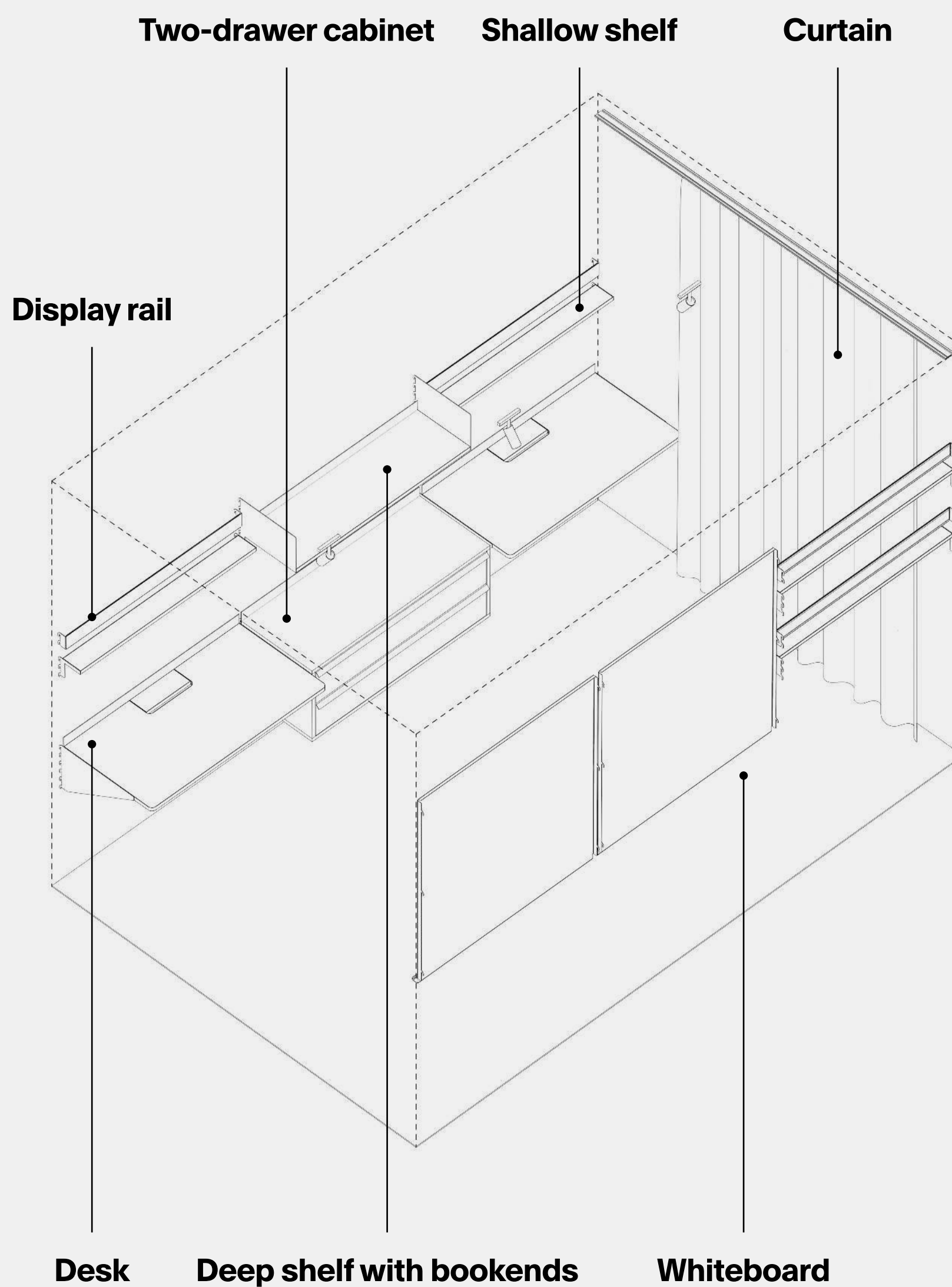


# Furniture and accessories

The system's integral element is a dedicated furniture set. All 30 wall-mounted add-ons, including desks, tables, cabinets, shelves, and drawers, can be hung at any height of any wall. Inside or out.

Here is an example showcasing two workstations that have been exclusively designed using the OmniRoom furniture set.

[See all furniture and accessories →](#)



# Complete room

The modular system of wall modules allows for countless arrangement options. Still, for ease-of-use, we predesigned 100 fully equipped Rooms and configurations, including workstations, meeting places, lounge areas, and many more. They are designed by experienced architects and planners based on actual floorplans.

All Rooms come with recommended furniture and accessories from top producers, ensuring a stylish and cohesive look while maximizing ergonomics.



Want to see them all?

[Explore our Book of Rooms →](#)




# Finishings and colors

# Color selection

Selecting the right colors is essential for maintaining a welcoming atmosphere and accurately reflecting the brand's identity. To achieve this, a team of experienced architects and designers meticulously chose the wide, earth-tones-inspired color palette for OmniRoom.


Every color in the palette comes with a broad range of finishing options, including felt, powder-coated metal, oak laminate, and many more.




**Moon White**  
Pantone Grey 403051




**Ash Grey**  
NCS S2005-Y20R



**Void Black**  
NCS S8500-N




**Clay Red**  
NCS S4030-Y70R



**Sand Beige**  
NCS S3010-Y30R



**Sage Green**  
NCS S3010-G20Y



**Ink Blue**  
NCS S7020-R90B

Structure color

# Moon White



Powder coated aluminum construction

Moon White  
Pantone Grey 403051


Solid wall external finishing



Egger melamine board  
U775 ST9




Powder coated metal  
Pantone Grey 403051



Gabriel Chili Fabric  
60114



Egger Oak Vicenza  
melamine  
H3157 ST12



Vescom Millwood  
Wallpaper  
1077.20



Vescom Onari Wallpaper  
1076.02


Partition wall modules



Glass



Fluted glass



Powder coated  
perforated metal  
Pantone Grey 403051



Powder coated  
aluminum slats  
Pantone Grey 403051

Solid wall internal finishing




Felt  
Light gray




Gabriel Chili Fabric  
60114




Vescom Millwood  
Wallpaper  
1077.20



Vescom Onari Wallpaper  
1076.02



Powder coated metal  
Pantone Grey 403051



Egger Oak Vicenza HPL  
laminate  
H3157 ST12

Internal ceiling finishing



Felt  
Light gray



Gabriel Chili Fabric  
60114



Powder coated  
perforated metal\*  
Pantone Grey 403051

Furniture and accessories finishing



Powder coated metal  
Pantone Grey 403051



Egger melamine board  
U775 ST9




Egger Oak Vicenza  
melamine  
H3157 ST12



Lacquered  
Pantone Grey 403051

Curtains



Kvadrat Air 4 Transculent

\*Dedicated only to open rooms

Structure color

# Ash Gray



Powder coated aluminum construction

Ash Gray  
NCS S2005-Y20R


Solid wall external finishing



Egger melamine board  
U750 ST9



Powder coated metal  
NCS S2005-Y20R




Gabriel Chili Fabric  
61174



Egger Oak Vicenza  
melamine  
H3157 ST12



Vescom Millwood  
Wallpaper  
1077.20



Vescom Onari Wallpaper  
1076.02

Partition wall modules



Glass



Fluted glass



Powder coated  
perforated metal  
NCS S2005-Y20R



Powder coated  
aluminum slats  
NCS S2005-Y20R

Solid wall internal finishing



Felt  
Light gray



Gabriel Chili Fabric  
61174




Vescom Millwood  
Wallpaper  
1077.20



Vescom Onari Wallpaper  
1076.02



Powder coated metal  
NCS S2005-Y20R



Egger Oak Vicenza HPL  
laminate  
H3157 ST12

Internal ceiling finishing



Felt  
Light gray




Gabriel Chili Fabric  
61174




Powder coated  
perforated metal\*  
NCS S2005-Y20R


Furniture and accessories finishing




Powder coated metal  
NCS S2005-Y20R



Egger melamine board  
U750 ST9




Egger Oak Vicenza  
melamine  
H3157 ST12



Lacquered  
NCS S2005-Y20R

Curtains




Kvadrat Air 4 Transculent

\*Dedicated only to open rooms

Structure color

# Void Black



Powder coated aluminum construction

Void Black  
NCS S8500-N


Solid wall external finishing



Egger melamine board  
U899 ST9




Powder coated metal  
NCS S8500-N




Gabriel Chili Fabric  
60115



Egger Oak Vicenza  
melamine  
H3157 ST12



Vescom Millwood  
Wallpaper  
1077.22




Vescom Onari Wallpaper  
1076.19

Partition wall modules



Glass



Fluted glass




Powder coated  
perforated metal  
NCS S8500-N



Powder coated  
aluminum slats  
NCS S8500-N


Solid wall internal finishing




Felt  
Light gray



Gabriel Chili Fabric  
60115




Vescom Millwood  
Wallpaper  
1077.22



Vescom Onari Wallpaper  
1076.19



Powder coated metal  
NCS S8500-N



Egger Oak Vicenza HPL  
laminate  
H3157 ST12

Internal ceiling finishing



Felt  
Light gray



Gabriel Chili Fabric  
60115




Powder coated  
perforated metal\*  
NCS S8500-N


Furniture and accessories finishing



Powder coated metal  
NCS S8500-N



Egger melamine board  
U899 ST9




Egger Oak Vicenza  
melamine  
H3157 ST12



Lacquered  
NCS S8500-N

Curtains



Kvadrat Air 4 Transculent

\*Dedicated only to open rooms



Structure color

# Clay Red



Powder coated aluminum construction

Clay Red  
NCS S4030-Y70R

Solid wall external finishing



Powder coated metal  
NCS S4030-Y70R




Gabriel Chili Fabric  
63092



Egger Oak Vicenza  
melamine  
H3157 ST12



Vescom Millwood  
Wallpaper  
1077.24

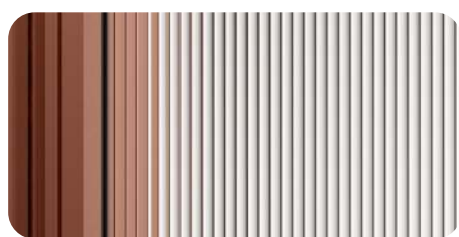


Vescom Onari Wallpaper  
1076.16

Partition wall modules



Glass



Fluted glass



Powder coated  
perforated metal  
NCS S4030-Y70R



Powder coated  
aluminum slats  
NCS S4030-Y70R

Solid wall internal finishing




Felt  
Light gray



Gabriel Chili Fabric  
63092



Vescom Millwood  
Wallpaper  
1077.24



Vescom Onari Wallpaper  
1076.16



Powder coated metal  
NCS S4030-Y70R



Egger Oak Vicenza HPL  
laminate  
H3157 ST12

Internal ceiling finishing



Felt  
Light gray



Gabriel Chili Fabric  
63092



Powder coated  
perforated metal\*  
NCS S4030-Y70R


Furniture and accessories finishing



Powder coated metal  
NCS S4030-Y70R



Egger Oak Vicenza  
melamine  
H3157 ST12



Lacquered  
NCS S4030-Y70R

Curtains



Kvadrat Air 4 Transculent

\*Dedicated only to open rooms

Structure color

# Sage Green




Powder coated aluminum construction

Sage Green  
NCS S3010-G20Y

Solid wall external finishing




Powder coated metal  
NCS S3010-G20Y



Gabriel Chili Fabric  
68191



Egger Oak Vicenza  
melamine  
H3157 ST12



Vescom Millwood  
Wallpaper  
1077.06



Vescom Onari Wallpaper  
1076.13

Partition wall modules



Glass



Fluted glass



Powder coated  
perforated metal  
NCS S3010-G20Y




Powder coated  
aluminum slats  
NCS S3010-G20Y


Solid wall internal finishing




Felt  
Light gray



Gabriel Chili Fabric  
68191



Vescom Millwood  
Wallpaper  
1077.06



Vescom Onari Wallpaper  
1076.13



Powder coated metal  
NCS S3010-G20Y



Egger Oak Vicenza HPL  
laminate  
H3157 ST12

Internal ceiling finishing



Felt  
Light gray



Gabriel Chili Fabric  
68191



Powder coated  
perforated metal\*  
NCS S3010-G20Y

Furniture and accessories finishing



Powder coated metal  
NCS S3010-G20Y




Egger Oak Vicenza  
melamine  
H3157 ST12



Lacquered  
NCS S3010-G20Y

Curtains



Kvadrat Air 4 Transculent

\*Dedicated only to open rooms

Structure color

# Sand Beige



Powder coated aluminum construction

Sand Beige  
NCS S3010-Y30R

Solid wall external finishing



Powder coated metal  
NCS S3010-Y30R



Gabriel Chili Fabric  
61174



Egger Oak Vicenza  
melamine  
H3157 ST12



Vescom Millwood  
Wallpaper  
1077.27



Vescom Onari Wallpaper  
1076.17

Partition wall modules



Glass



Fluted glass




Powder coated  
perforated metal  
NCS S3010-Y30R



Powder coated  
aluminum slats  
NCS S3010-Y30R

Solid wall internal finishing



Felt  
Light gray




Gabriel Chili Fabric  
61174



Vescom Millwood  
Wallpaper  
1077.27



Vescom Onari Wallpaper  
1076.17



Powder coated metal  
NCS S3010-Y30R



Egger Oak Vicenza HPL  
laminate  
H3157 ST12


Internal ceiling finishing



Felt  
Light gray



Gabriel Chili Fabric  
61174



Powder coated  
perforated metal\*  
NCS S3010-Y30R


Furniture and accessories finishing



Powder coated metal  
NCS S3010-Y30R



Egger Oak Vicenza  
melamine  
H3157 ST12



Lacquered  
NCS S3010-Y30R

Curtains



Kvadrat Air 4 Transculent

\*Dedicated only to open rooms

Structure color

# Ink Blue



Powder coated aluminum construction

Ink Blue  
NCS S7020-R90B

Solid wall external finishing



Powder coated metal  
NCS S7020-R90B




Gabriel Cura Fabric  
66170



Egger Oak Vicenza  
melamine  
H3157 ST12



Vescom Millwood  
Wallpaper  
1077.13

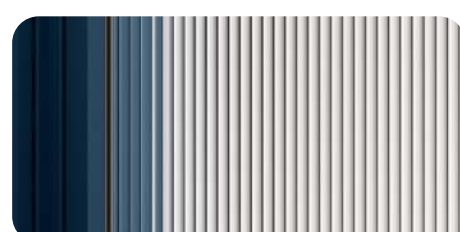


Vescom Onari Wallpaper  
1076.04

Partition wall modules



Glass



Fluted glass




Powder coated  
perforated metal  
NCS S7020-R90B



Powder coated  
aluminum slats  
NCS S7020-R90B


Solid wall internal finishing




Felt  
Light gray



Gabriel Cura Fabric  
66170



Vescom Millwood  
Wallpaper  
1077.13



Vescom Onari Wallpaper  
1076.04



Powder coated metal  
NCS S7020-R90B



Egger Oak Vicenza HPL  
laminate  
H3157 ST12

Internal ceiling finishing



Felt  
Light gray



Gabriel Cura Fabric  
66170



Powder coated  
perforated metal\*  
NCS S7020-R90B

Furniture and accessories finishing



Powder coated metal  
NCS S7020-R90B




Egger Oak Vicenza  
melamine  
H3157 ST12



Lacquered  
NCS S7020-R90B

Curtains



Kvadrat Air 4 Transculent

\*Dedicated only to open rooms



# Dimensions, Acoustics and Ventilaton

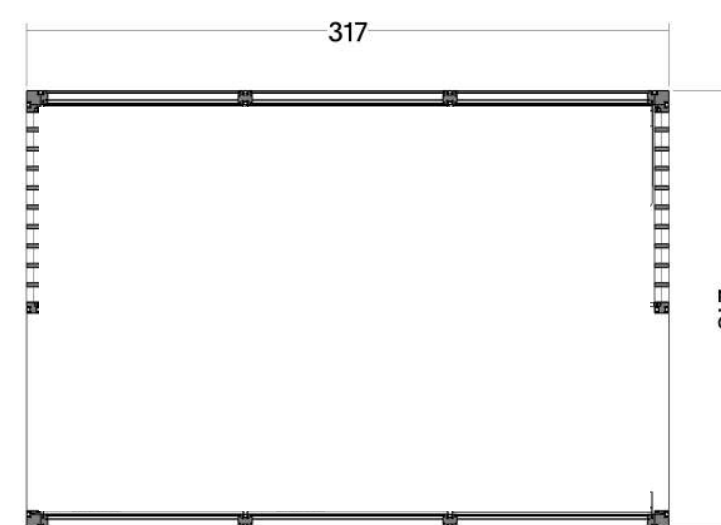
**Dimensions**

Width of 1 m wall module	1010 mm / 40 in.
Width of 0.5 m wall module	505 mm / 20 in. <small>doesn't include size of construction profiles</small>
Height (interior / exterior)	2250 / 2400 mm (incl. ventilation) 89 / 94 in. (incl. ventilation) <small>doesn't required room height to place OmniRoom is min. 2600 mm / 102 in. include size of construction profiles</small>
Minimum - Maximum size of closed Room	1010 mm x 1515 mm / 40 x 60 in. - 4180 x 5190 mm / 164.57 x 204.33 in.
Minimum - Maximum size of open Room	1010 mm x 1515 mm / 40 x 60 in. - 4180 x 4180 mm / 164.57 x 164.57 in.

**Example size of OmniRoom 3x2**

**L / W / H**

Inside	3030 × 2020 × 2250 mm / 119 × 85 × 89 in.
Outside	3170 × 2160 × 2400 mm / 125 × 85 × 94 in.



**Acoustics**

Solid wall insulation	est. RA1 = 34-44 dB
Glass wall insulation (6-8 mm)	est. RA1= 30-36 dB (ISO 140-4) <small>depends on room layout and wall finishes</small>
Reverberation time inside	0,2 s - 0,5 s per ISO 354:2005 <small>depends on room layout and wall finishes</small>
Est. speech attenuation level	>25 dB, class B per ISO 23351

Internal walls finished with upholstery and ceiling modules are sound-absorbing surfaces in class A (90-100% absorption).

**Ventilation**

Air flow	1 fan = 182,5 m <sup>3</sup> /h 1 fan = 107,4 CFM (50,7 l/s) <small>one ceiling module contains 2 fans, number of ceiling modules depends on size of room</small>
Est. min air flow efficiency per 1 pers.	40 m <sup>3</sup> /h // 23,5 CFM (6,5 l/s)
Fan emitted noise outside / inside	≤39 dB

# Sustainability and certificates

# Sustainability: How we make our mark

## Effective Management System

---

Each stage of the production is analyzed in terms of environmental impact, in line with the implemented and certified Environment Management System according to ISO 14001 standard.



## Highest Quality Assurance

---

Our products are made of locally sourced, durable and environmentally friendly materials. External accredited bodies test the majority of our products. Our in-house experts constantly improve all.

## Certified Production Process

---

We take sole responsibility for the entire production process with our own manufacturing plant running in line with ISO 9001.



## Efficient Warehouse Management

---

Vast majority of our products, including OmniRoom, are made to order. Thus we do not generate an excess of production and minimize the use of the storage space.

# A sustainable office system

In today's fast-paced business world, a flexible office means a sustainable office. OmniRoom's modularity makes it a perfect, green alternative to rigid, non-moveable traditional plasterboard constructions.

Easy to rearrange or dismantle and reassemble in another place, OmniRoom is far more environmental-friendly on many levels: materials, CO<sup>2</sup> emissions, and amount of waste generated. Additionally, we applied sustainable solutions throughout the production and product lifecycle.

## Designed for disassembly

While designing OmniRoom our engineers made sure that all elements are reusable and were created limiting resource consumption in the whole production process.

## Finishing

Fabric: Kvadrat Air (Greenguard Gold, EPD)  
Wallpapers: Vescom Onari & Millwood (CE and VinylPlus®)  
Melamine: Egger Vincenza (FSC, EPD)

## Packaging

We deliver OmniRoom in ecological and recyclable cardboard packaging. We optimized the packaging method in detail to minimize the space and resources we use.

## RoHS

RoHS is a product level compliance based on the European Union's Directive 2002/95/EC, the Restriction of the Use of certain Hazardous Substances in Electrical and Electronic Equipment (RoHS). It means OmniRoom is compliant with this directive and do not exceed the allowable amounts of the restricted materials.

**RoHS**

## Construction and components

OmniRoom is made of extruded aluminum - which is considered the most environmentally sustainable building material. Aluminum is lightweight, durable, and fully recyclable.

## Guarantee

Its aluminum frame makes OmniRoom walls significantly lighter than the average acoustic pod. That means a lower environmental footprint in the production process and a reduction of CO<sup>2</sup> during transportation. Plus, OmniRoom doesn't require any electrical tools for assembly.

## Guarantee

We offer a 5-year warranty and a 5-year right to repair.

## CE

CE mean that the Mute affirms the goods' conformity with European health, safety, and environmental protection standards.

**CE**



Inspire. Create. Deliver.

P4.