



SPACE XL

CONFERENCE

W/O FURNITURE



ISOLATION



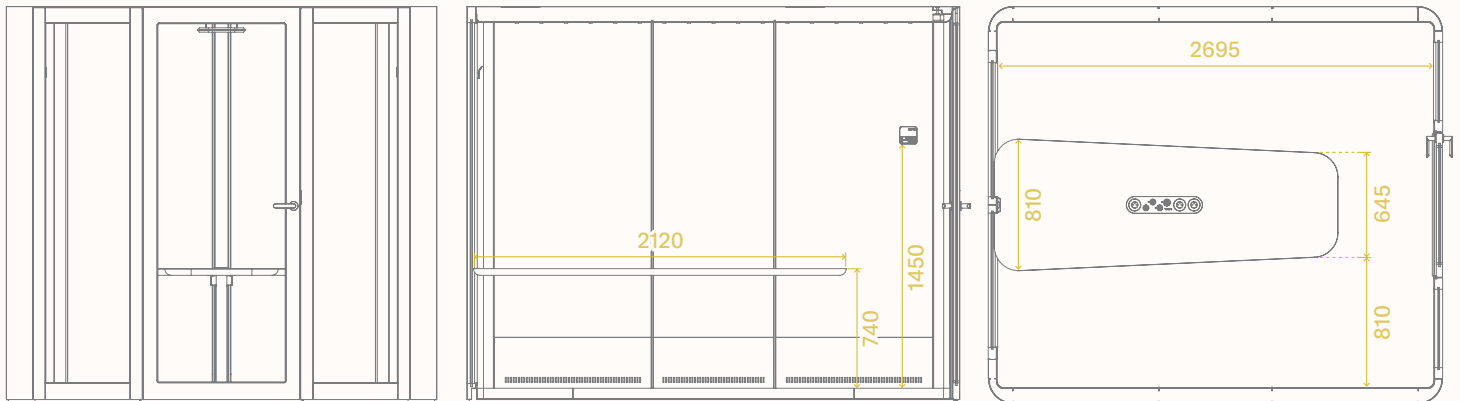
LOW, MEDIUM
& HIGH TONES

A comfy conference room up to seven people for the biggest brainstorming sessions on your deck.

MUTE.

SHAPE AND DIMENSIONS mm

+/- 3 mm



DIMENSIONS mm

	WIDTH	DEPTH	HEIGHT
External	2450	2800 +900 mm with open door	2247 +20 mm for leveling
Internal	2255	2695	2140

WEIGHTS kg

NET	GROSS
1150	1465 including wooden case and packaging parts

COMPOSITION

The construction of Space XL is the effect of work of our acoustics, technology and design departments. Walls of Space XL are built from several layers of meticulously chosen materials responsible for one of the highest results of sound isolation and sound absorption inside the pod.

- Absorbing materials
- Felt
- Isolating materials
- Metal covers
- Plywood
- Secure glass

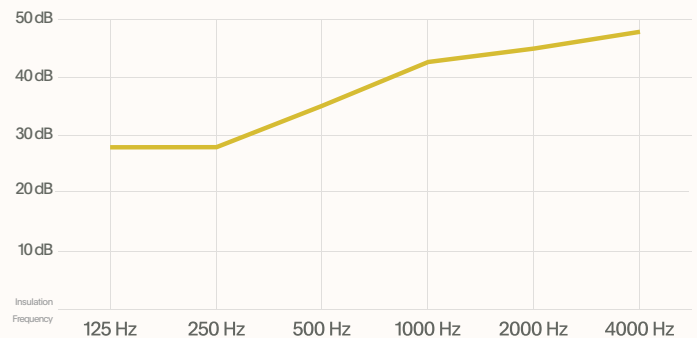
USAGE

- Open space
- Breakout area
- Other public spaces (including railway stations and airports)

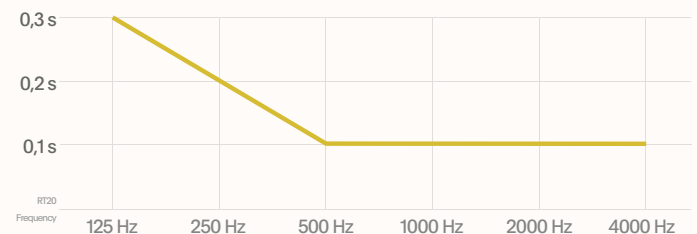
CARE

- Keep the product dry
- Vacuum and clean regularly
- Follow the assembly instructions and terms of use

AVERAGE SOUND INSULATION



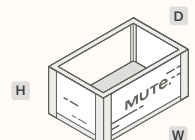
RT20 PERFORMANCE INSIDE PER PN-EN ISO 354:2005



PACKING

- Space XL is delivered in 3 wooden cases, each of following dimensions:

- W 2300 × D 850 × H 1300 mm
- W 2300 × D 1084 × H 1500 mm
- W 2500 × D 915 × H 390 mm



TECHNICAL SPECIFICATIONS

POWER CONSUMPTION



Standby: 10 W
Working: 47 W (fans, LEDs)
CE ✓RoHS 3 m cable



Max. power supply (exc. plugged receivers): 75 W
Power supply voltage: 100 - 240 V AC (50/60Hz)
Supply voltage for ventilation, lighting and addons: 12 - 24 V DC

FANS PERFORMANCE



Airflow: 311 m³/ hour



Fan emitted noise level in L_{Aeq}
Inside ≤ 38 db
Outside ≤ 36 db



The level of outside noise measured at a distance of 1.5 meters. The Space series achieves one of the best results on the market.

External fan noise is comparable to one in typical open offices (<45 dB) and will create an acoustic background for employees nearby.

LIGHTNING



Power: 24W
Brightness: 530 lx (2120 lm at source)
Light color temp.: 4000K



Fans and light activated by occupancy sensor

GLASS PROPERTIES PER EN 410



Light transmission: 87
Light reflection: 8
Solar energy transmittance: 70
Reflection of solar radiation: 7
Total solar energy transmittance: 76

HEALTH AND SUSTAINABILITY COMPLIANCES



Formaldehyde and VOC safe: EU E1 Standard
Quality management system of ISO 9001
Environmental management system of ISO 14001

STANDARD EQUIPMENT



Ventilation system



LED Light



Occupancy sensor



4 electric sockets in the table¹



Graphite carpet



3 wall hooks max load 5 kg



Light & ventilation control panel



HDMI port for display²



USB-A port for webcam²



LAN port in the table³



Dual USB-A port in the table²



Trapezoidal table

OPTIONAL ADDONS



TV bracket on a back frame



Right-handed door opening

OPTIONAL EQUIPMENT PROPERTIES mm



Frame-integrated bracket with VESA 400 plate

43" Recommended screen size

50" Maximum screen size

15 kg Maximum monitor weight

¹ Socket type E is installed as standard. Other electrical type should be requested.

² Electric socket and additional ports are available only in black.

³ An optional 10 m LAN cable is set with a main power wire.

SHAPE AND DIMENSIONS mm

+/- 3 mm



DIMENSIONS mm

	WIDTH	DEPTH	HEIGHT
External	2450	2800 +900 mm with open door	2247 +20 mm for leveling
Internal	2255	2695	2140

WEIGHTS kg

NET	GROSS
1050	1355 including wooden case and packaging parts

COMPOSITION

The construction of Space XL is the effect of work of our acoustics, technology and design departments. Walls of Space XL are built from several layers of meticulously chosen materials responsible for one of the highest results of sound isolation and sound absorption inside the pod.

- Absorbing materials
- Felt
- Isolating materials
- Metal covers
- Plywood
- Secure glass

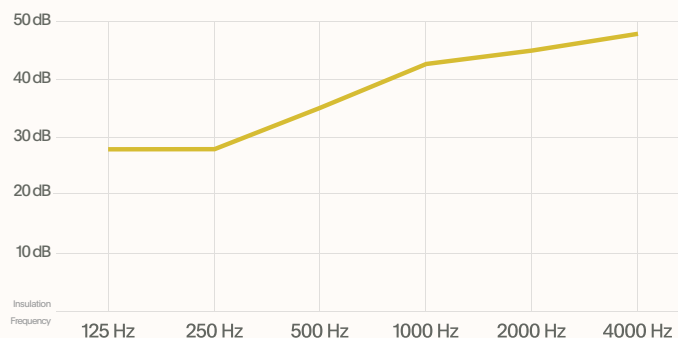
USAGE

- Open space
- Breakout area
- Other public spaces (including railway stations and airports)

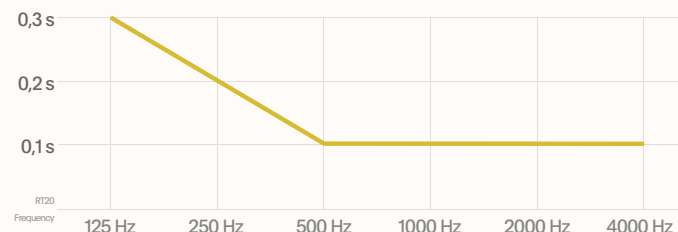
CARE

- Keep the product dry
- Vacuum and clean regularly
- Follow the assembly instructions and terms of use

AVERAGE SOUND INSULATION



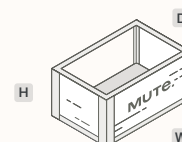
RT20 PERFORMANCE INSIDE PER PN-EN ISO 354:2005



PACKING

- Space XL is delivered in 3 wooden cases, each of following dimensions:

- W 2300 × D 850 × H 1300 mm
- W 2300 × D 1084 × H 1500 mm
- W 2500 × D 915 × H 390 mm



TECHNICAL SPECIFICATIONS

POWER CONSUMPTION



Standby: 10 W
Working: 47 W (fans, LEDs)
CE ✓RoHS 3 m cable



Max. power supply (exc. plugged receivers):: 75 W
Power supply voltage: 100 - 240 V AC (50/60Hz)
Supply voltage for ventilation, lighting and addons: 12 - 24 V DC

FANS PERFORMANCE



Airflow: 311 m³/ hour



Fan emitted noise level in L_{Aeq}
Inside ≤ 38 db
Outside ≤ 36 dB



The level of outside noise measured at a distance of 1.5 meters. The Space series achieves one of the best results on the market.

External fan noise is comparable to one in typical open offices (<45 dB) and will create an acoustic background for employees nearby.

LIGHTNING



Power: 24 W
Brightness: 530 lx (2120 lm at source)
Light color temp.: 4000K



Fans and light activated by occupancy sensor

GLASS PROPERTIES PER EN 410



Light transmission: 87
Light reflection: 8
Solar energy transmittance: 70
Reflection of solar radiation: 7
Total solar energy transmittance: 76

HEALTH AND SUSTAINABILITY COMPLIANCES



Formaldehyde and VOC safe: EU E1 Standard
Quality management system of ISO 9001
Environmental management system of ISO 14001

STANDARD EQUIPMENT



Ventilation system



LED Light



Occupancy sensor



3 electric sockets in the wall¹



Graphite carpet



3 wall hooks max load 5 kg



Light & ventilation control panel



LAN port in the wall³



Dual USB-A port in the wall²

OPTIONAL ADDONS



Right-handed door opening

¹ Socket type E is installed as standard. Other electrical type should be requested.












² Electric socket and additional ports are available only in black.

³ An optional 10 m LAN cable is set with a main power wire.

FINISHES



1 EXTERNAL WALLS AND ROOF PAINT COLOURS

STANDARD	 Snow White Ultra Matt RAL 9003	
	 Powder Grey Ultra Matt RAL 7035	 New York Grey Ultra Matt NCS S 3000-N
EXTRA	 Pepper Grey Ultra Matt RAL 7012	 Panther Black Ultra Matt RAL 9005
	 Ceramic Red Ultra Matt NCS S 4050-Y70R	 Dusk Blue Ultra Matt NCS S 4050-Y70R
	 St. Tropez Yellow Ultra Matt RAL 1018	 Stainless Steel Brushed
	 Whiteboard White Glossy Anti-graffiti coating	 Special colour From RAL palette



2 EXTERNAL FRAME LAMINATES & VENEERS

STANDARD	 Snow White NCS S 05000-N	
	 New York Grey NCS S 3000-N	 Powder Grey NCS 1502-G
EXTRA	 Dusk Blue NCS S 4010-B50G	 Ceramic Red NCS S 4050-Y70R
	 Whitebard White Glossy 9317-HW	 Black Premium Anti-fingerprint 0720
	 Oak Wood	 Maple Wood

3 INTERNAL TABLE LAMINATES & VENEERS

STANDARD	 Snow White NCS S 05000-N	
	 Powder Grey NCS 1502-G	 New York Grey NCS S 3000-N
EXTRA	 Dusk Blue NCS S 4010-B50G	 Ceramic Red NCS S 4050-Y70R
	 Grey Premium Anti-fingerprint 0725	 Black Premium Anti-fingerprint 0720
	 Maple Wood	 Oak Wood

4 INTERNAL FELT LININGS

 Beige	 Grey
 Dark Grey	



Inspire. Create. Deliver.