

MAX

DESIGNER
CHRISTOPH JENNI

YEAR
2018

A sort of mix and match attitude takes place in the association of components, materials and products themselves. It is an open and adaptive program driven by the search of comfort, versatility and sustainability. We look at our collection in relation to the multitude of contexts and possible combinations hidden behind needs and projects. The collection features RE MAX, an innovative material made from 40% recycled wood.



MAX FAMILY

Max Chair
Max Armchair
Max Work
Max Stool



Overview

Max Chair*



Four legs metal/stackable



Four legs plastic



Sled base/stackable



Four legs wood

Max Armchair*



Four legs metal



Four legs plastic



Sled base



Four legs wood

Max Work*



Trestle base swivel



Trestle base fix with castors



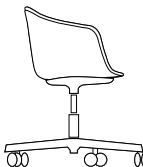
Swivel aluminum base with castors and gas lift mechanism



Trestle base swivel

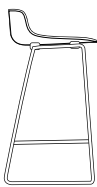


Trestle base fix with castors

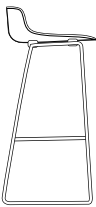


Swivel aluminum base with castors and gas lift mechanism


Max Stool*



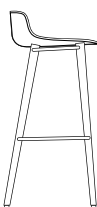
Kitchen stool sled base



Bar stool sled base



Kitchen stool four legs wood



Bar stool four legs wood

*All shells are available in sight Plastic or Upholstered

Max Work



Max Work Trestle base with castors, fix
Upholstered
Aluminum, Black



Max Work Swivel aluminum base
with castors and gas lift mechanism
Upholstered
Aluminum, Black

Max Work



Max Work Swivel aluminium base
with castors and lift mechanism
Upholstered
Aluminum, Polished



Max Work Trestle base with castors, fix
Re-Wood Mint
Aluminum, Black



Max Work Swivel aluminium base
with castors and lift mechanism
Black + seat padding
Aluminum, Black



Max Work Trestle base, swivel
Black Red + seat and back padding
Aluminum, White



Color Plan

Max Work

SHELL

Plastic



White



Grey



Beige



Poudre



Terracotta



Black

Fully upholstered:
Fabric
Leather
Eco-leather

Padding upholstered,
seat only or
seat and back:
Fabric
Leather
Eco-leather

Re Max Blend (PP + recycled wood)



Re-Wood Virgin



Re-Wood SugarPaper



Re-Wood Mint

MORE AVAILABLE FRAMES: FOUR LEGS, SLED BASE

Metal



White



Grey



Beige



Poudre



Terracotta



Black



Chrome



Polished

Wood



Natural Ash



Black Ash

Foot mounting bracket



White



Black

Re-Wood



Re-Wood Virgin



Re-Wood SugarPaper



Re-Wood Mint

Available while stocks last:



Silk white



Water



Mud



Blue Marlin



Black Red



Re-Wood Birch



Re-Wood Bark



Re-Wood Moss



Tele Grey



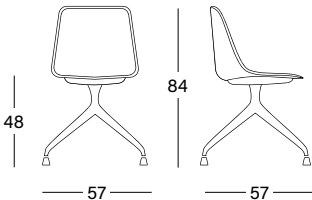
Grey Olive

Dimensions

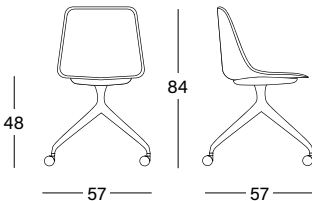
Max Work

Chairs

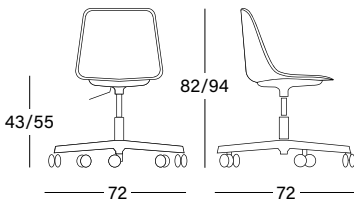
Trestle base, swivel



Trestle fix base with castors

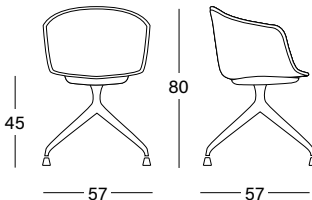


Swivel aluminum base with castors and gas lift mechanism

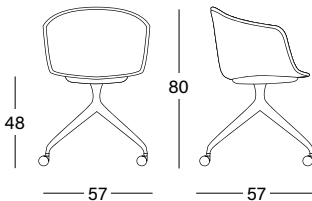


Armchairs

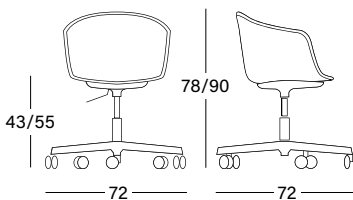
Trestle base, swivel



Trestle fix base with castors



Swivel aluminum base with castors and gas lift mechanism



Inspire. Create. Deliver.