

# Yoga

---



P4.



# Yoga 10


---

Available as a simple plastic shell or with tailored upholstery, Yoga 10 pairs comfort with a clean, minimal expression. Horizontal channel stitching (on upholstered options) introduces subtle texture and rhythm—enough detail to feel considered without overwhelming the form.

Slim chromed legs give the chair a light visual footprint, making it an easy specify for meeting rooms, visitor seating, breakout areas and reception settings where a sense of openness and order is key.



## Dimensions



Height  
820mm



Depth  
515mm



Width  
565mm



Seat Height  
450mm

# Yoga 12

---

Yoga 12 takes the same refined seat form and pairs it with a sled base, offering a slightly more relaxed, grounded presence. Available in both plastic shell and upholstered options, it maintains the collection's balance of simplicity and comfort.

The continuous base introduces a subtle visual rhythm while also supporting easy stacking and movement, making Yoga 12 well suited to meeting spaces, seminar rooms and flexible environments where adaptability is essential.



## Dimensions



Height  
810mm



Depth  
545mm



Width  
565mm



Seat Height  
560mm

# Yoga 30


---

Yoga 30 introduces a swivel base to the collection, bringing added flexibility to dynamic workspaces. The seat is available as a clean plastic shell or with an upholstered pad or full upholstery, allowing the level of softness to be tailored to the setting.

With optional castors, the design supports easy movement between tasks, while the refined form and compact footprint keep the overall aesthetic calm, practical and visually light.




## Dimensions



Height  
800mm



Depth  
660mm



Width  
660mm



Seat Height  
455mm

# Yoga 30A


---

Building on the flexibility of the swivel base, Yoga 30A incorporates integrated armrests for additional support and comfort. Available as a plastic shell or with upholstered options, it offers a more supportive seating experience without losing the collection's clean, minimal character.

The addition of arms and optional castors makes it well suited to meeting rooms, collaborative spaces and longer-duration seating, where comfort and mobility need to work together seamlessly.



## Dimensions




Height  
800mm



Depth  
660mm



Width  
660mm



Seat Height  
455mm

# Yoga 35


---

Yoga 35 brings added task functionality to the collection, pairing the same refined seat form with a height-adjustable five-star base for greater day-to-day flexibility. Available in plastic or upholstered finishes, it maintains the calm, contemporary character of the range while supporting a broader variety of workplace settings.

With optional castors and additional armrests, Yoga 35 is well suited to collaborative tables, meeting rooms and flexible work zones where comfort, movement and ergonomic adjustability all play an important role.




## Dimensions



Height  
800mm



Depth  
660mm



Width  
660mm



Seat Height  
455mm

**Inspire. Create. Deliver.**